



# CLAY PLANET CATALOG 2009

1775 RUSSELL AVENUE, SANTA CLARA, CA 95054  
(408) 295-3352 | (408) 295-8717 FAX | 800-443-CLAY  
[WWW.CLAY-PLANET.COM](http://WWW.CLAY-PLANET.COM)

# Table of contents

## PAGE

- |  |  |
|--|--|
| 1. CLAY – pricing                              | 18. SPONGES                                    |
| 2. CLAY – descriptions                         | THROWING BATS                                  |
| 3. CLAY – descriptions continued               | 19. TOOLS – Chinese Clay Art tools             |
| 4. CLAY – descriptions continued               | 20. TOOLS – Chinese Clay Art tools             |
| 5. DRY CLAY SLIPS                              | 21. TOOLS – Clayshaper Tools                   |
| WET SLIP BY THE GALLON                         | TOOLS – Falcon Tools                           |
| 6. RAW MATERIALS – pricing                     | 22. TOOLS – Sherrill Mud Tools                 |
| 7. RAW MATERIALS – pricing                     | TOOLS – Brushes                                |
| 8. RAW MATERIALS – pricing                     | 23. GLAZING EQUIPMENT – Sieves                 |
| PLASTER  | FIRING SUPPLIES – Pyrometric Cones             |
| LIQUID RAW MATERIALS                           | FIRING SUPPLIES - Burners                      |
| 9. REFRACTORIES – Standard kiln shelves        | 24. GLAZING EQUIPMENT – Jiffy Mixers           |
| 10. REFRACTORIES – Nitride-Bonded Silicon      | SLAB ROLLERS – Northstar, Shimpo               |
| Carbide kiln shelves                           | 25. POTTER'S WHEELS – Brent wheels             |
| REFRACTORIES – Core-Lite Shelves               | 26. POTTER'S WHEELS – Brent wheel accessories  |
| 11. REFRACTORIES – Posts                       | 27. POTTER'S WHEELS –More Brent                |
| REFRACTORIES – Firebrick                       | 28. POTTER'S WHEELS – Shimpo wheels            |
| REFRACTORIES – Castables                       | POTTER'S STOOLS – Shimpo, Brent, Creative      |
| REFRACTORIES – Kaowool                         | 29. POTTER'S WHEELS – Skutt wheels accessories |
| PEEP HOLE PLUGS                                | 30. POTTER'S WHEELS – Skutt wheels accessories |
| 12. REFRACTORIES – Roselli Stilts              | WARE CARTS – Rolling ware carts, Batmobile     |
| 13. LOW FIRE BISQUE TILES                      | 31. POTTER'S WHEELS – Pacifica                 |
| GLAZES – Cone 10 Stoneware glaze pricing       | PACIFICA WHEEL ACCESSORIES                     |
| 14. GLAZES – Cone 10 Stoneware glaze           | 32. EXTRUDERS – Scott Creek                    |
| descriptions                                   | EXTRUDERS - Northstar                          |
| GLAZES – Cone 10 Tom Coleman dry glaze         | 33. KILNS – Skutt Kilns                        |
| pricing  | 34. KILNS – Skutt Envirovent II                |
| GLAZES – Cone 5/6 Dry glaze pricing and        | 35. KILNS – Shimpo/CONE ART                    |
| descriptions                                   |  |
| 15. GLAZES – Cone 5/6 Laguna dry Moroccan sand | BACK COVER:                                    |
| stock glaze prices                             | MAP TO OUR LOCATION                            |
| RAKU GLAZES – Dry                              | STORE HOURS                                    |
| 16. TOOLS – Kemper tool pricing                | CONTACT INFORMATION                            |
| 17. Kemper Pro Line Tools                      |  |

The Western Glaze full color glaze chart and order form are downloadable at  
[www.Westernglaze.com](http://www.Westernglaze.com)

The Clay Planet E-Store is at <http://shop.clay-planet.com/>



# Clay Planet Stock Clay Pricing

ALL CLAY PLANET CLAYS HAVE BEEN TESTED AND CONFORM TO ASTM D4236 (NON-TOXIC)

CLAY PLANET CLAY PRICE SHEET	CONE	25#	4 to 19	20 to 39	40 to 79	80+	Ton
		bag	bags	bags	bags	bags	Rate
<b>LOW FIRE CLAY ~ Cone 06/05/04</b>							
LOW FIRE WHITE	06 to 04	10.50	9.98	7.88	6.83	5.75	460.00
EM-210 WHITE	06 to 04	10.50	9.98	7.88	6.83	5.75	460.00
SAN JOSE WHITE	06 to 04	10.75	10.21	8.06	6.99	5.88	470.00
TERRACOTTA (RED)	06 to 6	9.50	9.03	7.13	6.18	5.13	410.00
<b>MID FIRE CLAY ~ Cone 5/6</b>							
612 MIDFIRE STONEWARE	5 to 6	8.25	7.84	6.19	5.36	4.50	360.00
50/50 MIX	5 to 6	11.50	10.93	8.63	7.48	6.50	520.00
B-MIX 5 (WC-401)	5 to 6	12.00	11.40	9.00	7.80	6.88	550.00
B-MIX 5 w/grog (WC-436)	5 to 6	12.50	11.88	9.38	8.13	7.06	565.00
CASSIUS BASALTIC	4 to 5	14.95	14.21	11.22	9.72	8.38	670.00
ICELIA PORCELAIN	5 to 6	14.50	13.78	10.88	9.43	8.06	645.00
NAVAJO WHEEL	5 to 6	11.25	10.68	8.44	7.31	6.25	500.00
TERRACOTTA (RED)	06 to 6	9.50	9.03	7.13	6.18	5.13	410.00
VENUS WHITE	5 to 6	12.00	11.40	9.00	7.80	6.50	520.00
VENUS W/GROG	5 to 6	13.00	12.35	9.75	8.45	7.50	600.00
<b>HIGH FIRE CLAY ~ Cone 9/10</b>							
612 STONEWARE	10	8.00	7.60	6.00	5.20	4.44	355.00
8-11 RED 35	10	11.95	11.35	8.96	7.77	6.69	535.00
B-MIX (WC-379)	10	11.75	11.16	8.81	7.64	6.63	530.00
B-MIX w/GROG (WC-893)	10	12.15	11.54	9.11	7.90	6.81	545.00
B-MIX w/SAND (WC-380)	10	11.35	10.78	8.51	7.38	6.44	515.00
BIG SUR	10	11.75	11.16	8.81	7.64	6.50	520.00
BIG WHITE (WC-381)	10	11.75	11.17	8.82	7.64	6.69	535.00
BLACK MOUNTAIN	10	10.95	10.41	8.22	7.12	6.12	490.00
BRAVO BUFF	10	9.75	9.26	7.31	6.34	5.25	420.00
CINNAMON	10	9.00	8.55	6.75	5.85	5.00	400.00
COLEMAN PORCELAIN	10	22.00	20.90	16.50	14.30	12.50	1000.00
DANISH WHITE (WC-841)	10	11.75	11.16	8.81	7.64	6.62	530.00
DANISH w/SAND (WC-842)	10	11.50	10.92	8.62	7.47	6.44	515.00
DARK BROWN (WC373)	10	9.75	9.26	7.31	6.34	5.25	420.00
GLACIA PORCELAIN	10	14.75	14.01	11.06	9.59	8.19	655.00
GROGZILLA	10	12.75	12.11	9.56	8.29	7.00	560.00
MACABEE WHITE	10	11.00	10.45	8.25	7.15	6.25	500.00
ORION STOUT	10	9.75	9.26	7.31	6.34	5.25	420.00
P'CLAY (IVORY or POTTER)	10	15.50	14.73	11.63	10.08	8.88	710.00
PIER PORCELAIN	10	21.00	19.95	15.75	13.65	13.75	1100.00
SANTA BARBARA WHITE	10	11.50	10.93	8.63	7.48	6.38	510.00
SCULPTURE RAKU	10	9.75	9.26	7.31	6.34	5.25	420.00
SANDSTONE BUFF (Quyle)	10	10.50	9.97	7.87	6.82	6.06	485.00
SCULPTURE 412	10	13.60	12.92	10.20	8.84	7.63	610.00
SMOOTH SCULPTURE	10	12.75	12.11	9.56	8.29	6.94	555.00
SOLDATE 60 (WC-843)	10	9.30	8.84	6.98	6.05	5.38	430.00
T2 STONEWARE	10	8.00	7.60	6.00	5.20	4.44	355.00
SOUTHERN ICE (S2926) 22#	10	25.00	No discounts on Southern Ice				

**PRICES ARE PER 25 POUND BAG - CLAYS CAN BE COMBINED FOR QUANTITY DISCOUNTS**

RETURN POLICY: Clay is returnable for store credit only, with receipt within 14 days of purchase. Clay returned by customer choice is subject to a 10% restocking fee. Special order clay is non-returnable. Purchaser must inspect all clay bags for integrity upon receiving, as torn bag claims after that date will not be accepted. Clay stored outdoors, stored in direct sunlight, torn bags, clay not in original bag, not sealed with original tie, hard clay, or clay older than 14 days is non-returnable.

SPECIAL ORDER CLAYS ARE AVAILABLE - ALLOW 2-4 WEEKS LEAD TIME - SPECIAL ORDER CLAY IS NON-RETURNABLE

For non-stocked Aardvark, IMCO, Quyle, AMACO, or Laguna clays, please allow 1 to 4 wks lead time.

NOTE: Clay Planet Moist Clays come in 25 lb. 4mil plastic bags. Different clays may be combined for quantity discounts.

# Clay Planet Clay Descriptions

Clay Planet clays are mixed with the utmost care, by experienced clay production specialists. Each batch is loaded by hand and inspected for quality & consistency.

## HIGH FIRE PORCELAINS & WHITE STONEWARES

**GLACIA PORCELAIN** (Cone 6-10) A unique porcelain throwing body with translucency comparable to much more expensive bodies that use imported Grolleg. Through the use of several new domestic kaolins, this porcelain not only exhibits great whiteness and translucency, it also has plasticity and throwability rarely found in a porcelain body without the undesirably high shrinkage. A very popular clay with professionals.

**PIER PORCELAIN** (Cone 10) This custom formulated porcelain attains a previously unheard of combination of translucency, whiteness, and green-fired strength without slumping or warping found in other grolleg porcelains. Nothing is spared in the pursuit of maximum visual and tactile satisfaction. One of the finest pure grolleg porcelains you will ever throw, cast, or use. White with translucency when fired to Cone 10.

**SANTA BARBARA WHITE** (Cone 7-10) A unique blend including Kaolin and Ball clays. It is a very smooth, plastic, porcelain type body successfully used for both small and large functional ware. It contains no grog and has 13% shrinkage.

**BIG SUR** (Cone 7-10) The same formula as our popular Santa Barbara White, but with the addition of sand, and medium grog formulated for larger throwing, while still maintaining it's light color. A white clay with a bit of tooth, ideal for wheel-thrown ware where porcelain is just not strong enough.

**SMOOTH SCULPTURE** (Cone 5-10) Specially blended to be smooth and plastic, sticks well to itself for fine detail sculpting w/extra fine grog so smooth you can't tell its there, but it helps to lessen shrinking & cracking while drying. Throws great!

## HIGH FIRE STONEWARES

**612 STONEWARE** (Cone 7-10) A special blend of fire, ball and kaolin clays formulated using sand and grog with a plasticity suitable for small or large work. It's is excellent inexpensive general-purpose clay for hand or wheel work. It has a tan/cream color in Cone 10 oxidation, and turns a beautiful light brown/buff color with slight tan specks fired in reduction.

**BRAVO BUFF** (Cone 6-10) A superb all-around clay body. This long-standing recipe is renown for it throwing characteristics for large or small work. However, it is a unique premium body with a warm, light-buff to gray color with no iron spots. It can be thrown quite thin and is excellent for tall pieces. One of our most popular clays with professionals.

**CINNAMON** (Cone 4-10) A specifically blended throwing clay with excellent plasticity and thermal shock characteristics making it especially suitable for functional ware. It has light grog and a fine sand to provide strength with a reasonably smooth finish. In oxidation, it is a warm buff with a slight warm orange hue. This darkens in reduction to an orange-chocolate brown while maintaining its warmth. Heavy body reduction is not necessary and we recommend oxidation the last 15 minutes to maximize the warmth of the clay itself.

**GROGZILLA** (Cone 6-10) An extremely heavy duty buff orange to brown sculpture body. Four types of grog, and feldspar inclusions make this the most textural and interesting clay body for large scale sculpture available today. Excellent in wood firing, soda firing, and salt firing!

**ORION STOUT** (to Cone 10) Our most popular clay body! A light colored (off white tending to grey/buff), and strong grogged clay body. It contains 25 percent fine to medium grog and sand (about twice normal stoneware) - enough for extra strength yet fine enough for throwing. This clay is excellent for throwing large pieces as well as for sculpture, raku and other situations demanding extra strength.

**SCULPTURE/RAKU MIX** (to Cone 10) A heavily grogged off-white body designed particularly for the extreme demands of sculptural work. It is also a good throwing body because it is plastic and does not have very large grog. Due to its strength, it is also excellent for raku and other special firing methods. Total shrinkage at Cone 05 is 6% and at Cone 10 is 9%. Slightly off-white at Cone 06 is perfect for raku.

**T-2 STONEWARE** (Cone 6-10) The same formulation as 612 except it contains a high iron content fire clay. Thus, at Cone 6 oxidation it looks similar to 612 at Cone 10 reduction. When reduced at Cone 10, it becomes a very handsome

mahogany brown with light brown specks.

## Clay Planet Clay Descriptions Continued

Clay Planet clays are mixed with the utmost care, by experienced clay production specialists. Each batch is loaded by hand and inspected for quality & consistency.

### MEDIUM RANGE CONE 5/6

**612 MIDFIRE** (Cone 5/6) Our newest midrange clay body. 612 MIDFIRE is a TRUE STONEWARE for the cone 5/6 mid range. It fires to a warm tan color with small dark speckling which is attractive with many types of glaze. 60 Mesh sand and 35 Mesh grog are added for increased strength for throwing on the wheel or hand-building. Low absorption makes this clay optimal for functional work as well as decorative. A perfect inexpensive all purpose mid-range stoneware.

**ICELIA** (Cone 6) A true Cone 6 domestic porcelain of superior quality. A similar version to our very popular GLACIA (See High Fire Whites) Fires bright white and throws better than any mid fire porcelain we know of.

**VENUS WHITE** (Cone 5-6) Our most popular mid-range clay body, Venus is a highly plastic smooth midrange white stoneware. Superb for wheel thrown functional ware. Fires bone white, with great density and a smooth feel.

**VENUS WHITE with GROG**(Cone 5-6) A specially grogged version of Venus White with a 30 mesh 'porcelain grog' for added working strength, and a unique white speckling.

**TERRACOTTA** (Cone 06-6) Perhaps our most versatile body. At Cone 06 it has a pleasing earthen color (not pink) with about 9% absorption, making it an ideal general purpose school clay with light grog and sand. At Cone 2 it is a true Earthenware with a classic Terracotta color and about 5% absorption. At Cone 5 it becomes a rich, red-brown Stoneware suitable for functional ware. (about 3% absorption 10% shrinkage).

### LOW FIRE CONE 06 to 1 Earthenware (Also see Terracotta)

**LOW FIRE WHITE - L.F.W.** (Cone 06-1) A superior pure white clay for wheel throwing; also good for hand building. It has a ring and vitosity similar to a Cone 10 stoneware body. A very smooth, easy to work clay. It may be fired to Cone 1 for even greater strength.

**SANJOSE WHITE - S.J.W.** (Cone 06-1) A similar formulation to Low Fire White but with grog and sand added to produce a stronger, true white earthenware clay body. May be fired to Cone 1 for even greater strength.

**TERRACOTTA** (Cone 06-6) Perhaps our most versatile body. At Cone 06 it has a pleasing earthen color (not pink) with about 9% absorption, making it an ideal general purpose school clay with light grog and sand. At Cone 2 it is a true Earthenware with a classic Terracotta color and about 5% absorption. At Cone 5 it becomes a rich, red-brown Stoneware suitable for functional ware. (about 3% absorption 10% shrinkage).

## Other Clay Manufacturer Descriptions

### LAGUNA CLAY COMPANY \*

**B-MIX –WC379 (Cone10)** A smooth, cream-white, throwing clay that is easy to throw. Excellent glaze results. Fires gray/white in reduction, lighter in oxidation.

**B-MIX with SAND –WC380 (Cone 10)** The addition of 10% fine sand to the B-Mix body allows for some texture when throwing. Some speckling may occur in firing.

**B-MIX with GROG –WC893 (Cone 10)** The substitution of a very fine grog for the sand in B-Mix w/sand provides a smoother fired texture and less speckling.

**B-MIX 5 –WC401 (Cone 5)** This clay body offers the same characteristics in the cone 10 version. Fires cream color in oxidation.

**B-MIX 5 with GROG –WC436 (Cone 5)** A very fine grog makes for a more forgiving body with minimal speckling.

# Other Clay Manufacturer Descriptions

## LAGUNA CLAY COMPANY CONTINUED

**BIG WHITE -WC381 (Cone 10)** A gray/white throwing body for large work. 60 mesh sand, and 30 to 60 mesh grog allow for strength. Excellent for raku.

**DANISH WHITE -WC841 (Cone 10)** A smooth white stoneware great for smaller work. Exceptional strength and plasticity. Off-white in oxidation, gray in reduction.

**DANISH WHITE with SAND -WC842 (Cone 10)** The addition of sand adds greater strength for throwing larger pieces. A great wood firing clay body.

**DARK BROWN -WC373 (Cone 10)** A medium coarse, dark clay with 60 mesh sand. Turns deep brown in reduction and brown in oxidation.

**DAVE'S PORCELAIN -WC384 (Cone 10)** An outstanding throwing body for thin walls and larger pieces, and excellent for slab and when a vitreous clay is required.

**EM-210 WHITE (Cone 06)** An all-purpose, smooth low fire modeling clay. Excellent for beginning techniques such as coil & slab building.

**FROST PORCELAIN -S3126 (Cone 5-6)** An exceptionally white mid range throwing porcelain. Translucent and vitrified at cone 6.

**HALF & HALF 1WC382 (Cone 10)** This clay combines white stoneware and porcelain in equal proportions. Fires light gray in reduction, off white in oxidation.

**LB BLEND -WC376 (Cone 10)** An excellent fluid throwing clay popular with throwing open forms-small to large. Brownish-pink in raw form, light brown in reduction and buff in oxidation.

**REFRACTORY BODY -WC895 (Cone 10-13)** High refractory clay body used to make kiln posts, saggars, or furniture for firing

**ROD'S BOD -WC823 (Cone 10)** A medium textured clay good for general purpose work. Fires to a warm brown with iron specks which bleed well through glazes.

**SOLDATE 60 -WC843 (Cone 10)** A medium coarse clay ideal for large thrown pieces. Fires to a yellow brown in medium reduction.

**SOUTHERN ICE -S2926UN (Cone 10)** The whitest imported Australian porcelain clay body available. Translucent and bright white in color.

**WED CLAY -EM217 (see description)** This clay has been specially formulated to be a smooth, slow drying clay for modeling. It is used primarily by design studios and the entertainment industry for modeling, design, mock-up and tooling. It is not formulated to be low fired but can if needed. Wed clay is grey when wet and buff when fired.

## INDUSTRIAL MINERALS CLAY COMPANY \*

**50/50 MIX (Cone 6)** 50/50 mix fires to a natural reddish tan color in oxidation, and a medium red brown under reduction. It combines the clays of Navajo Wheel and Sculpture Mix with an 80 mesh red grog, resulting in a smooth yet strong plastic clay body.

**8-11 RED 412 (Cone 10)** With a higher natural iron content, this clay produces deeper red brown firing tones. Made with 35 mesh grog, the body is versatile with great strength. Designed to meet the demands of the student, as well as the studio production potter.

**GEOSTONE (Cone 10)** Geostone is a white stoneware formulated to produce an especially good throwing clay, smooth as porcelain with greater strength and durability of stoneware. Throws tall and true with a glaze surface similar to porcelain. Fired white in oxidation, blue-white in reduction.

**NAVAJO WHEEL (Cone 04 to 6)** A smooth textured red plastic clay for where a deep red tile color is desired.

**PAPER CLAY - P'CLAY IVORY (Cone 10)** A sculpture body with paper fiber added to produce a light-weight clay with incredible green strength. This allows sculptors to attach dry to dry, wet to dry, and even wet to bisque. In some cases the green strength may be high enough that the piece does not need to be fired.

# Other Clay Manufacturer Descriptions

**PAPER CLAY - POTTERS P'CLAY (Cone 10)** Made with the potter in mind, this clay retains all the characteristics of paper clay, while maintaining excellent throwing and trimming qualities.

**SCULPTURE 412 (Cone 10)** A finer 35 mesh grog is used giving this clay a smoother texture good for wheel thrown work compared to other sculpture clays. A fine all purpose clay, good for raku, it fires to a soft buff color in oxidation, and toasty tan in reduction.

## AARDVARK CLAY COMPANY \*

**BLACK MOUNTIAN (Cone 10)** A deep brown/black clay, medium in texture. A very good throwing clay, good for functional ware. Glazes look good on this dark body, as it breaks through many with dark spotting.

**CASSIOUS BASALT (Cone 5)** A very black ebony-like finish. Satiny smooth – Striking in appearance. For best results, fire in oxidation and don't exceed cone 5.

**COLEMAN PORCELAIN (Cone 10)** A true grolleg body developed by Tom Coleman. Excellent fit with most glazes, translucent when thin and good for large pieces.

## QUYLE CLAY COMPANY \*

**SANDSTONE BUFF (Cone 10)** A An excellent general purpose clay, firing range from cone 04 to cone 10, with an optimum recommended range for best glaze fit from cone 4 to 10. It fires to a warm buff color when fired in the normal oxidizing atmosphere of an electric or gas kiln. Under reduction a dark toast or brown color is developed.

\* Along with our own clay, Clay Planet is a distributor of all Laguna, Aardvark, IMCO, and Quyle clay bodies. If you do not see one you are looking for on our regularly stocked clay body list, please feel free to contact us for a quote, or to place an order. 50# minimum order, can be shipped UPS, US Post Office, via LTL truck, delivered locally, or held for will-call pickup.

# Dry Clays & Slips

Below are the dry and wet slips we normally stock. Many others from Laguna, Aardvark etc. are available, Call for quote.

<b>White Diamond (Cone 06/05 White)</b>	\$25/50#	\$125/300#	\$350/1000#	\$620/Ton
<b>Four-Part-Mix (Cone 06 White)</b>		\$80/300#	\$210/900#	\$430/2100#
<b>Moroccan Sand (Cone 5 Buff)</b>	\$18/50#	\$90/300#	\$250/1000#	\$440/Ton
<b>Terracotta (Cone 6 Red)</b>	\$22/50#	\$105/300#	\$270/1000#	\$520/Ton
<b>Icelia Porcelain (Cone 6)</b>	\$15/25#	\$30/50#	\$125/300#	\$310/1000#
<b>Pier Porcelain (Cone 10)</b>	\$22/25#	\$38/50#	\$180/300#	\$500/1000#
<b>Glacia Porcelain (Cone 10)</b>	\$15/25#	\$30/50#	\$125/300#	\$310/1000#
<b>Toshi Porcelain (Cone 10)</b>	\$25/50#	\$115/300#	\$300/1000#	\$580/Ton

# Wet Slips

Many others from Laguna, Aardvark etc. are available, Call for quote.

<b>Low Fire White (Cone 06 White)</b>	\$4.50/gallon*	\$20.00/5 gallon*
* Plus \$2.00 deposit on 1 gallon jugs, \$4.00 deposit on 5 gallon bucket – Refundable on clean return.		
<b>Terracotta (S825 Cone 06)</b>	\$7.00/gallon	
<b>Raku (CN-110 Cone 06)</b>	\$11.50/gallon	
<b>Frost White NS-131 (Cone 6 Doll Porcelain)</b>	\$14.50/gallon	
<b>Moroccan Sand (Cone 5 Buff)</b>	\$7.00/gallon	
<b>Toshi Porcelain (Cone 10 Porcelain)</b>	\$10.00/gallon	

# Raw Materials We stock TONS of clay & glaze raw materials.

For quantities above 500 Lbs, please call for pricing.

PRICES ARE PER POUND		<u>1-lb</u>	<u>5-lbs</u>	<u>10-lbs</u>	<u>25-lbs</u>	<u>50-lbs</u>	<u>100-lbs</u>
Alumina	Hydrate	3.70	2.50	1.80	1.57	1.39	1.29
	Oxide	3.26	1.90	1.51	1.31	1.15	1.06
Antimony	Oxide	18.80	15.80	14.16	12.90	11.85	11.00
Barium	Carbonate	3.30	1.90	1.52	1.31	1.15	1.07
	Sulphate	3.10	1.70	1.34	1.15	1.00	.93
Bentonite	325 Mesh	2.75	0.80	.72	.50	.37	.34
	Macaloid (Beneficiated)	14.60	12.00	10.78	9.80	8.98	8.34
	White (Bentolite L10)	2.75	1.20	.90	.74	.62	.58
Bone Ash	(dical. Phos.)	2.75	1.10	.85	.70	.58	.54
Borax	(Powder)	3.20	1.80	1.43	1.23	1.08	1.00
Cadmium	Oxide	41.60	36.40	32.89	30.06	27.69	25.71
Calcium	Carbonate (Whiting)	2.75	1.00	.72	.50	.20	.17
	Borate (Cadycal)	4.30	2.80	2.34	2.06	1.85	1.71
Cerium	Oxide	17.20	14.40	12.89	11.73	10.77	10.00
Chromium	Oxide	11.90	9.60	8.52	7.73	7.08	6.57
<b>CLAY</b>	<b>KAOLIN (CHINA CLAY)</b>						
	#6 Tile	2.75	1.00	.72	.50	.35	.33
	EPK	2.75	1.00	.72	.50	.34	.31
	lone	2.75	1.00	.72	.50	.20	.13
	Calcined Glomax	2.75	1.40	1.12	.95	.82	.76
	Grolleg English	2.75	1.00	.75	.61	.50	.47
	Hellmer	2.75	1.00	.72	.50	.28	.26
	Velvacast	2.75	1.00	.72	.55	.45	.42
<b>CLAY</b>	<b>FIRE</b>						
	Amador	2.75	1.00	.72	.50	.20	.14
	Gold Art	2.75	1.00	.72	.50	.27	.25
	Greenstripe	2.75	1.00	.72	.50	.20	.14
	Lincoln 8 or 60	2.75	1.00	.72	.50	.20	.14
	IMCO 400 or 800	2.75	1.00	.72	.50	.20	.14
	Missouri-Hawthorn Bond	2.75	1.00	.72	.50	.23	.21
<b>CLAY</b>	<b>BALL</b>						
	Kentucky OM-4	2.75	1.00	.72	.50	.22	.21
	Tennessee SGP#1	2.75	1.00	.72	.50	.23	.21
	Old Hickory M23	2.75	1.00	.72	.50	.22	.20
	XX Saggar	2.75	1.00	.72	.50	.29	.27
<b>CLAY</b>	<b>RED</b>						
	C-Red (Carbondale Red)	2.75	1.00	.72	.50	.22	.20
	Laterite	2.75	1.00	.72	.50	.23	.21
	Newman Red	3.60	2.12	1.80	1.56	1.38	1.29
	Red Art	2.75	1.00	.72	.50	.29	.27
<b>CLAY</b>	<b>OTHER</b>						
	Alberta Slip	3.26	1.90	1.51	1.31	1.15	1.06
	Barnard Blackbird Sub.	2.75	1.11	.88	.72	.61	.56
	PV (Plastic Vitrox)	2.75	1.00	.72	.50	.20	.18
	Seattle Slip	3.27	1.82	1.52	1.31	1.15	1.07
Cobalt:	Carbonate	26.00	22.32	20.00			
	Oxide	39.00	34.32	31.00			
	Sulphate	19.31	16.26	14.65	13.35	12.26	11.39
Copper:	Carbonate	12.24	9.90	8.87	8.05	7.37	6.84
	Oxide Red	12.30	9.95	8.91	8.09	7.41	6.88
	Oxide Black	12.30	9.95	8.91	8.09	7.41	6.88

Continued on next page  
**PRICES ARE PER POUND**

		<u>1-lb</u>	<u>5-lbs</u>	<u>10-lbs</u>	<u>25-lbs</u>	<u>50-lbs</u>	<u>100-lbs</u>
Cornwall Stone		3.96	2.44	2.09	1.83	1.63	1.51
Cryolite (Kryolite)		5.11	3.48	3.03	2.70	2.43	2.26
Dolomite		2.75	1.00	.72	.50	.22	.20
Feldspar	Custer (Potash)	2.75	1.00	.72	.50	.28	.26
	G-200 (Potash)	2.75	1.00	.72	.50	.33	.31
	Kona F-4 (Soda)	2.75	1.00	.72	.50	.30	.28
Fluorspar		2.75	1.25	.77	.63	.52	.48
FRITS – Lead-free ( <i>Similar – should be tested</i> )							
<u>Ferro</u>	<u>O’Hommel</u>	<u>Pemco</u>					
3110			3.64	2.16	1.83	1.60	1.42
3124	90	P758, P311	3.20	1.76	1.47	1.26	1.11
3134	14	P54,J6	3.36	1.90	1.60	1.38	1.22
3269 (3819)	25(259)	P25	3.60	2.12	1.80	1.56	1.38
3195 (3811)			3.69	2.20	1.87	1.63	1.45
5301			4.07	2.54	2.18	1.91	1.71
FRITS – Lead (Similar – should be tested)							
<u>Ferro</u>	<u>O’Hommel</u>	<u>Pemco</u>					
3278			5.29	3.64	3.18	2.83	2.55
Gerstley Borate			2.75	1.07	.84	.69	.58
Grogs	Red Brick (49M-Fine)		2.75	1.00	.72	.50	.34
	Mulcoa 20F (20M-Fine)		2.75	1.00	.72	.50	.36
	Mulcoa 35F (35M-Fine)		2.75	1.00	.72	.50	.36
	Mulcoa 200 (200M-Fine)		2.75	1.00	.72	.50	.36
	Mulcoa 10X18 (10-20)		2.75	1.00	.72	.50	.38
Porcelain Grog Available – See Molochite							
Gum:	Arabic		16.89	14.08	12.67		
	C.M.C.		12.87	10.46	9.38		
	Vee Gum-T		12.36	10.00	8.96		
Iron:	Chromate		2.75	1.08	.85	.70	.58
	Oxide-Red		4.36	2.81	2.42	2.14	1.91
	Oxide Black		6.02	4.29	3.77	3.38	3.06
	Spanish Red		3.20	1.76	1.47	1.26	1.11
	Yellow		6.62	4.84	4.27	3.83	3.48
Kyanite	(200 M)		2.75	1.00	.72	.50	.35
Lead	Bisillicate (Ceraflux)		4.77	3.17	2.75	2.44	2.19
Lead	Monosillicate		9.70	7.60	6.80	6.1	5.57
Lithium	Carbonate		14.80	12.20	10.96	9.97	9.14
Magnesium:	Carbonate		6.80	5.00	4.42	3.97	3.60
	Sulphate (Epsom Salt)		2.97	1.55	1.28	1.09	.95
Magnetite:	Granular		2.75	1.00	.72	.50	.26
Manganese:	Carbonate		8.56	6.58	5.85	5.28	4.82
	Dioxide Powdered		2.75	1.18	.94	.78	.66
	Dioxide Granular		2.81	1.41	1.15	0.97	0.84
Mica	325 Mesh		3.43	1.96	1.65	1.43	1.26
Molochite	30		3.45	1.99	1.67	1.45	1.28
	50/80		3.76	2.27	1.93	1.69	1.50
	120		3.30	1.85	1.55	1.34	1.17
	200		4.93	3.32	2.89	2.56	2.31
Mullite	(200M)		2.75	1.00	.72	.56	.46
Nepheline Syenite			2.75	1.00	.72	.50	.30
Nickle:	Carbonate		34.39	29.83	26.99	24.65	22.70
Nickle:	Oxide Black		41.67	36.38	32.94	30.11	27.74

Continued on next page  
PRICES ARE PER POUND

		<u>1-lb</u>	<u>5-lbs</u>	<u>10-lbs</u>	<u>25-lbs</u>	<u>50-lbs</u>	<u>100-lbs</u>
Ochre	Yellow	5.11	3.48	3.03	2.70	2.43	2.26
Petalite		3.76	2.27	1.93	1.69	1.50	1.39
Potassium Nitrate		3.27	1.82	1.52	1.31	1.15	1.07
Pumice (Volcanic Ash)		2.75	1.20	0.96	0.80	0.68	0.63
Pyrophyllite		2.75	1.00	.72	.50	0.24	0.22
Rutile:	Powder	6.73	4.94	4.36	3.91	3.55	3.30
Sand	Oklahoma 90/100 Mesh	2.75	1.00	.72	.50	.20	0.17
	Nevada 50/60 Mesh	2.75	1.00	.72	.50	.20	.14
Silica (flint)	200 Mesh	2.75	1.00	.72	.50	.20	0.19
	325 Mesh	2.75	1.00	.72	.50	0.30	0.27
Silicon Carbide	320 Mesh	9.42	7.36	6.56	5.93	5.42	5.03
Sodium:	Bicarbonate	2.98	1.56	1.29	1.10	0.95	0.89
	Carbonate (Soda Ash)	2.75	1.00	.72	0.55	0.45	0.41
	Nitrate	3.31	1.86	1.56	1.35	1.18	1.10
Spodumene		2.75	1.09	0.86	0.71	0.59	0.55
Strontium	Carbonate	3.34	1.89	1.59	1.37	1.21	1.12
Talc	Pioneer 2882	2.75	1.00	.72	.50	0.20	0.19
Tin:	Oxide	24.16	20.62	18.61	16.98	15.62	14.50
	Stannous Chloride	18.00	17.00	16.00			
Titanium	Dioxide	8.11	6.18	5.49	4.95	4.51	4.19
Umber,	Burnt	5.29	3.64	3.18	2.83	2.55	2.37
Vanadium Pentoxide		42.00	36.70	33.23	30.38	27.98	25.99
Volcanic Ash (Pumice)		2.75	1.20	0.96	0.80	0.68	0.63
Whiting (Calcium Carbonate)		2.75	1.00	.72	.50	.20	0.17
Wollastonite	Vansil-W30	2.75	1.00	.72	.50	0.39	0.36
Zinc:	Oxide	7.96	6.04	5.36	4.83	4.40	4.09
	Sulphate	3.04	1.62	1.34	1.15	1.00	0.93
Zircopax Plus (Superpax)		3.80	2.30	1.96	1.71	1.52	1.41

THE ABOVE RAW MATERIALS ARE NORMALLY IN STOCK. CALL FOR BULK PRICING.  
CAUTION: MANY RAW MATERIALS ARE TOXIC. ALL SHOULD BE HANDLED WITH CARE.

## Plasters

PRICES ARE PER BAG – call for volume pricing.	<u>25#</u>	<u>50#</u>	<u>100# bag</u>	<u>500#(per 100#)</u>
Pottery #1	10.88	14.50	25.00	21.00
Hydrocal - White	-	28.00	47.00	40.00
Hydrocal - FGR95	-	27.00	45.00	39.00
Hydrostone	-	31.50	53.00	45.00
20 Minute Casting		n/a	29.00	25.00
Ultralcal 30	-	n/a	50.00	43.00

## Liquid Raw Materials

Darvan 7	5.50/pint	24.95/gallon	
Sodium Silicate 'N'	3.25/pint	10.00/gallon	
Wax Resist (Mobilizer "A")	6.25/pint	21.95/half gallon	37.95/gallon
Latex Resist (Ammonia Base)	7.95/pint		
Latex Resist (Water Base)	9.95/pint	59.95/gallon	
Mold Soap (Pure-Lube)	2.50/pint	13.50/gallon	
Rigidizer (for fiber blanket)		34.95/gallon	
Ferric Chloride	10.00/pint		

# Kiln Shelves

We stock many kiln shelves, prices are by volume.

Part #	L x W x H	Shape	QTY 1-9	QTY 10-24	QTY 25+
RF-005	3" x 3" x .5"	Square	\$4.00	\$3.00	\$2.00
RF-126	5" x 5" x .5"	Square	\$4.00	\$3.00	\$2.00
RF-127	6" x 6" x .5"	Square	\$5.00	\$4.00	\$3.00
RF-130	7" x 7" x .5"	Square	\$8.00	\$6.00	\$5.00
RF-101	8" x 8" x .5"	Square	\$8.00	\$6.00	\$5.00
RF-132	9" x 9" x .5"	Square	\$10.00	\$8.00	\$6.00
RF-104	10" x 10" x .5"	Square	\$11.00	\$9.00	\$7.00
RF-042	12" x 12" x 1/4"	Square	\$14.00	\$11.00	\$9.00
RF-143	12" x 12" x .5"	Square	\$14.00	\$11.00	\$9.00
RF-124	12" x 12" x 3/8"	Square	\$12.00	\$10.00	\$8.00
RF-108	12" x 12" x 5/8"	Square	\$15.00	\$12.00	\$10.00
RF-029	12" x 12" x .75"	Square	\$18.00	\$15.00	\$12.00
RF-234	12" x 12" x 1"	Square	\$20.00	\$16.00	\$13.00
RF-250	12" x 12" x 1.5"	Square	\$27.00	\$22.00	\$18.00
RF-034	12" x 14" x 5/8"	Square	\$28.00	\$23.00	\$19.00
RF-033	13" x 13" x 5/8"	Square	\$28.00	\$23.00	\$19.00
RF-041	14" x 14" x 3/8"	Square	\$29.00	\$24.00	\$20.00
RF-113	14" x 14" x 5/8"	Square	\$20.00	\$16.00	\$13.00
RF-239	14" x 14" x 1"	Square	\$29.00	\$24.00	\$20.00
RF-014	14" x 14" x 1.5"	Square	\$0.00	\$0.00	\$0.00
RF-193	15" x 15" x 5/8"	Square	\$24.00	\$20.00	\$16.00
RF-242	15" x 15" x 1"	Square	\$34.00	\$28.00	\$23.00
RF-114	16" x 16" x 5/8"	Square	\$26.00	\$21.00	\$17.00
RF-223	16" x 16" x .75"	Square	\$29.00	\$24.00	\$20.00
RF-244	16" x 16" x 1"	Square	\$35.00	\$29.00	\$24.00
RF-115	17" x 17" x 5/8"	Square	\$29.00	\$24.00	\$20.00
RF-016	17" x 17" x 1"	Square	\$35.00	\$29.00	\$24.00
RF-118	18" x 18" x 5/8"	Square	\$33.00	\$27.00	\$22.00
RF-121	18" x 18" x .75"	Square	\$34.00	\$28.00	\$23.00
RF-165	18" x 18" x 1"	Square	\$42.00	\$35.00	\$29.00
RF-256	18" x 18" x 1.5"	Square	\$47.00	\$39.00	\$32.00
RF-208	19" x 19" x 5/8"	Square	\$40.00	\$33.00	\$27.00
RF-214	20" x 20" x 5/8"	Square	\$39.00	\$32.00	\$26.00
RF-166	20" x 20" x 1"	Square	\$53.00	\$44.00	\$36.00
RF-215	21" x 21" x 5/8"	Square	\$42.00	\$35.00	\$29.00
RF-249	24" x 24" x 1"	Square	\$98.00	\$81.00	\$67.00
RF-043	6" x 5/8"	Round	\$8.00	\$6.00	\$5.00
RF-006	10" x .5"	Round	\$11.00	\$9.00	\$7.00
RF-125	10" x 3/8"	Round	\$10.00	\$8.00	\$6.00
RF-007	10" x 5/8"	Round	\$11.00	\$9.00	\$7.00
RF-038	10" (Insert) x 5/8"	Round	\$11.00	\$9.00	\$7.00
RF-136	13" x 5/8"	Round	\$20.00	\$16.00	\$13.00
RF-196	16" x 5/8"	Round	\$28.00	\$23.00	\$19.00
RF-211	19" x 5/8"	Round	\$46.00	\$38.00	\$31.00
RF-144	13" x 6.5" x 5/8"	Half Round	\$12.00	\$10.00	\$8.00
RF-010	13" x 6.5" x 1"	Half Round	\$14.00	\$11.00	\$9.00
RF-197	16" x 8" x 5/8"	Half Round	\$17.00	\$14.00	\$11.00
RF-213	19" x 9.5" x 5/8"	Half Round	\$24.00	\$20.00	\$16.00
RF-138	21" x 10.5" x 5/8"	Half Round	\$22.00	\$18.00	\$15.00
RF-204	21" x 10.5" x .75"	Half Round	\$27.00	\$22.00	\$18.00
RF-139	21" x 10.5" x 1"	Half Round	\$35.00	\$29.00	\$24.00
RF-137	26" x 13" x .75"	Half Round	\$44.00	\$36.00	\$30.00
RF-167	26" x 13" x 1"	Half Round	\$65.00	\$54.00	\$45.00
RF-202	32" x 16" x 5/8"	Half Round	\$41.00	\$34.00	\$28.00
RF-281	30" Quarter x 1"	QuarterRnd	\$20.00	\$16.00	\$13.00
RF-040	32" Quarter x 5/8"	QuarterRnd	\$21.00	\$17.00	\$14.00
RF-275	6" x 7" x .5"	Rectangular	\$8.00	\$6.00	\$5.00
RF-131	8" x 9" x .5"	Rectangular	\$11.00	\$9.00	\$7.00
RF-102	8" x 16" x 5/8"	Rectangular	\$14.00	\$11.00	\$9.00
RF-228	8" x 16" x 1"	Rectangular	\$20.00	\$16.00	\$13.00
RF-122	9" x 10" x 1/4"	Rectangular	\$10.00	\$8.00	\$6.00
RF-123	9" x 10" x 3/8"	Rectangular	\$10.00	\$8.00	\$6.00
RF-103	9" x 10" x .5"	Rectangular	\$11.00	\$9.00	\$7.00
RF-037	9" x 10" x 5/8"	Rectangular	\$11.00	\$9.00	\$7.00
RF-025	9" x 10" x 1"	Rectangular	\$14.00	\$11.00	\$9.00
RF-171	9" x 16" x 5/8"	Rectangular	\$17.00	\$14.00	\$11.00
RF-172	9" x 18" x 5/8"	Rectangular	\$20.00	\$16.00	\$13.00
RF-229	9" x 18" x 1"	Rectangular	\$26.00	\$21.00	\$17.00
RF-285	9" x 18" x 1 1/4"	Rectangular	\$27.00	\$22.00	\$18.00
RF-036	9" x 19" x 5/8"	Rectangular	\$21.00	\$17.00	\$14.00
RF-173	9" x 20" x 5/8"	Rectangular	\$21.00	\$17.00	\$14.00
RF-174	9" x 24" x 5/8"	Rectangular	\$26.00	\$21.00	\$17.00
RF-161	9" x 24" x 1"	Rectangular	\$29.00	\$24.00	\$20.00
RF-175	9.5" x 19 x 5/8"	Rectangular	\$22.00	\$18.00	\$15.00
RF-134	10" x 11" x .5"	Rectangular	\$14.00	\$11.00	\$9.00
RF-135	10" x 12" x .5"	Rectangular	\$14.00	\$11.00	\$9.00
RF-024	10" x 18" x 1"	Rectangular	\$28.00	\$23.00	\$19.00
RF-105	10" x 20" x 5/8"	Rectangular	\$21.00	\$17.00	\$14.00
RF-230	10" x 20" x 1"	Rectangular	\$29.00	\$24.00	\$20.00
RF-023	10" x 24" x 1"	Rectangular	\$0.00	\$0.00	\$0.00
RF-176	10.5" x 20.5" x 5/8"	Rectangular	\$24.00	\$20.00	\$16.00
RF-231	10.5" x 21" x 1"	Rectangular	\$34.00	\$28.00	\$23.00
RF-141	11" x 11" x .5"	Rectangular	\$14.00	\$11.00	\$9.00
RF-035	11" x 15" x 5/8"	Rectangular	\$21.00	\$17.00	\$14.00
RF-177	11" x 20" x 5/8"	Rectangular	\$22.00	\$18.00	\$15.00
RF-232	11" x 20" x 1"	Rectangular	\$33.00	\$27.00	\$22.00
RF-107	11" x 22" x 5/8"	Rectangular	\$26.00	\$21.00	\$17.00
RF-119	11" x 22" x .75"	Rectangular	\$34.00	\$28.00	\$23.00
RF-233	11" x 22" x 1"	Rectangular	\$34.00	\$28.00	\$23.00
RF-160	11" x 28" x .75"	Rectangular	\$36.00	\$30.00	\$25.00
RF-216	11" x 30" x .75"	Rectangular	\$40.00	\$33.00	\$27.00
RF-282	11.5" x 22" x 5/8"	Rectangular	\$35.00	\$29.00	\$24.00
RF-028	12" x 14" x .75"	Rectangular	\$27.00	\$22.00	\$18.00
RF-027	12" x 17" x .75"	Rectangular	\$29.00	\$24.00	\$20.00
RF-269	12" x 17" x 1"	Rectangular	\$33.00	\$27.00	\$22.00
RF-235	12" x 15" x 1"	Rectangular	\$27.00	\$22.00	\$18.00
RF-179	12" x 16" x 5/8"	Rectangular	\$22.00	\$18.00	\$15.00
RF-110	12" x 18" x 5/8"	Rectangular	\$22.00	\$18.00	\$15.00
RF-217	12" x 18" x .75"	Rectangular	\$27.00	\$22.00	\$18.00
RF-162	12" x 18" x 1"	Rectangular	\$29.00	\$24.00	\$20.00
RF-252	12" x 18" x 1.5"	Rectangular	\$40.00	\$33.00	\$27.00
RF-180	12" x 20" x 5/8"	Rectangular	\$26.00	\$21.00	\$17.00
RF-236	12" x 20" x 1"	Rectangular	\$34.00	\$28.00	\$23.00
RF-015	12" x 20" x 1.5"	Rectangular	\$41.00	\$34.00	\$28.00
RF-253	12" x 21.5" x 1.5"	Rectangular	\$51.00	\$42.00	\$35.00
RF-182	12" x 22" x 5/8"	Rectangular	\$27.00	\$22.00	\$18.00
RF-237	12" x 22" x 1"	Rectangular	\$36.00	\$30.00	\$25.00
RF-111	12" x 24" x 5/8"	Rectangular	\$28.00	\$23.00	\$19.00
RF-120	12" x 24" x .75"	Rectangular	\$33.00	\$27.00	\$22.00
RF-224	12" x 24" x 7/8"	Rectangular	\$41.00	\$34.00	\$28.00
RF-163	12" x 24" x 1"	Rectangular	\$39.00	\$32.00	\$26.00
RF-254	12" x 24" x 1.5"	Rectangular	\$51.00	\$42.00	\$35.00
RF-268	12" x 24" x 1"	Hi Alum Rec	\$65.00	\$54.00	\$45.00
RF-183	12" x 26" x 5/8"	Rectangular	\$33.00	\$27.00	\$22.00
RF-218	12" x 26" x .75"	Rectangular	\$36.00	\$30.00	\$25.00
RF-219	12" x 28" x .75"	Rectangular	\$40.00	\$33.00	\$27.00
RF-220	12" x 30" x .75"	Rectangular	\$42.00	\$35.00	\$29.00
RF-112	13" x 14" x 5/8"	Rectangular	\$20.00	\$16.00	\$13.00
RF-283	13" x 16" x 5/8"	Rectangular	\$22.00	\$18.00	\$15.00
RF-284	13" x 16" x 1"	Rectangular	\$28.00	\$23.00	\$19.00
RF-184	13" x 26" x 5/8"	Rectangular	\$33.00	\$27.00	\$22.00
RF-209	13" x 26" x .75"	Rectangular	\$51.00	\$42.00	\$35.00
RF-238	13" x 26" x 1"	Rectangular	\$46.00	\$38.00	\$31.00
RF-022	13" x 28" x 1"	Rectangular	\$50.00	\$41.00	\$34.00
RF-187	14" x 16" x 5/8"	Rectangular	\$22.00	\$18.00	\$15.00
RF-222	14" x 16" x .75"	Rectangular	\$28.00	\$23.00	\$19.00
RF-240	14" x 16" x 1"	Rectangular	\$33.00	\$27.00	\$22.00
RF-241	14" x 18" x 1"	Rectangular	\$35.00	\$29.00	\$24.00
RF-190	14" x 20" x 5/8"	Rectangular	\$29.00	\$24.00	\$20.00
RF-021	14" x 20" x 1"	Rectangular	\$36.00	\$30.00	\$25.00
RF-191	14" x 22" x 5/8"	Rectangular	\$34.00	\$28.00	\$23.00
RF-164	14" x 22" x 1"	Rectangular	\$42.00	\$35.00	\$29.00
RF-241	14" x 23" x 1"	Rectangular	\$48.00	\$40.00	\$33.00
RF-019	14" x 24" x 1"	Rectangular	\$51.00	\$42.00	\$35.00
RF-192	14" x 26" x 5/8"	Rectangular	\$36.00	\$30.00	\$25.00
RF-280	14" x 28" x .75"	Rectangular	\$51.00	\$42.00	\$35.00
RF-133	15" x 16" x 5/8"	Rectangular	\$26.00	\$21.00	\$17.00
RF-243	15" x 18" x 1"	Rectangular	\$40.00	\$33.00	\$27.00
RF-226	15" x 24" x 7/8"	Rectangular	\$42.00	\$35.00	\$29.00
RF-199	16" x 18" x 5/8"	Rectangular	\$33.00	\$27.00	\$22.00
RF-246	16" x 18" x 1"	Rectangular	\$40.00	\$33.00	\$27.00
RF-200	16" x 20" x 5/8"	Rectangular	\$32.00	\$26.00	\$21.00
RF-247	16" x 20" x 1"	Rectangular	\$47.00	\$39.00	\$32.00
RF-201	16" x 24" x 5/8"	Rectangular	\$35.00	\$29.00	\$24.00
RF-017	16" x 24" x 1"	Rectangular	\$41.00	\$34.00	\$28.00
RF-026	16" x 28" x 3/4"	Rectangular	\$42.00	\$35.00	\$29.00
RF-255	17.75 x 24" x 1.5"	Rectangular	\$84.00	\$70.00	\$58.00
RF-210	18" x 19" x 5/8"	Rectangular	\$35.00	\$29.00	\$24.00
RF-206	18" x 21" x 5/8"	Rectangular	\$39.00	\$32.00	\$26.00
RF-031	18" x 22" x 5/8"	Rectangular	\$41.00	\$34.00	\$28.00
RF-207	18" x 24" x 5/8"	Rectangular	\$42.00	\$35.00	\$29.00
RF-248	18" x 24" x 1"	Rectangular	\$57.00	\$47.00	\$39.00
RF-013	18" x 24" x 1.5"	Rectangular	\$64.00	\$53.00	\$44.00
RF-257	19" x 24" x 1.5"	Rectangular	\$90.00	\$75.00	\$62.00
RF-147	9 1/4" x 10" x .5"	Hexagon	\$11.00	\$9.00	\$7.00
RF-145	9 1/4" x 12" x .5"	Hexagon	\$11.00	\$9.00	\$7.00
RF-149	11.5" x 12.5" x .5"	Hexagon	\$17.00	\$14.00	\$11.00
RF-148	9 1/4" x 5" x .5"	Half Hex	\$6.00	\$5.00	\$4.00
RF-146	9 1/4" x 6" x .5"	Half Hex	\$6.00	\$5.00	\$4.00
RF-156	15" x 15" x 5/8"	Octagon 3"	\$26.00	\$21.00	\$17.00
RF-128	15" x 16" x 5/8"	Octagon	\$26.00	\$21.00	\$17.00
RF011	15" x 15" x 1"	Octagon	\$26.00	\$21.00	\$17.00
RF-157	15" x 16" x 1"	Octagon	\$33.00	\$27.00	\$22.00
RF-045	15" x 8" x 5/8"	Half Oct	\$15.00	\$12.00	\$10.00
RF-153	15" x 8" x 5/8"	Half Oct	\$14.00	\$11.00	\$9.00
RF-155	15" x 8" x 1"	Half Oct	\$24.00	\$20.00	\$16.00

RF-258	20" x 19" x 5/8"	Decagon	\$40.00	\$33.00	\$27.00	RF-168	22" x 10.5" x 1"	Half Dec	\$35.00	\$29.00	\$24.00
RF-260	20" x 19" x 1"	Decagon 3"	\$56.00	\$46.00	\$38.00	RF-265	24" x 12" x 5/8"	12-side gas	\$32.00	\$26.00	\$21.00
RF-109	22" x 21" x 5/8"	Decagon	\$47.00	\$39.00	\$32.00	RF-264	24" x 12" x 1"	12-side gas	\$40.00	\$33.00	\$27.00
RF-159	22" x 21" x 1"	Decagon	\$68.00	\$56.00	\$46.00	RF-262	26" x 13" x 5/8"	½ 12-sided	\$33.00	\$27.00	\$22.00
RF-259	20" x 9.5" x 5/8"	Half Dec 3"	\$21.00	\$17.00	\$14.00	RF-263	26" x 13" x 1"	½ 12-sided	\$46.00	\$38.00	\$31.00
RF-261	20" x 9.5" x 1"	Half Dec 3"	\$28.00	\$23.00	\$19.00						
RF-158	22" x 10.5" x 5/8"	Half Dec	\$22.00	\$18.00	\$15.00						

<b>Nitride-bonded Silicon Carbide Shelves</b>		<b>1 to 9</b>	<b>10 to 24</b>	<b>25+</b>
RF-327	11 x 28 x 1/2	93.00	87.00	80.00
RF-328	18 x 18 x .394	95.00	88.00	82.00
RF-329	16 x 16 x .394	75.00	69.00	65.00
RF-330	12 x 24 x .394	71.00	66.00	61.00
RF-331	16 x 24 x .394	110.00	103.00	96.00
RF-332	18 x 24 x 1/2	130.00	120.00	110.00
RF-333	14 x 28 x .5	130.00	120.00	110.00
RF-342	13 x 26 x .5	107.00	99.00	92.00
RF-343	21 HEX x .394 full decagon 10-sided	108.00	100.00	90.00
RF-344	21 HEX x .394 half decagon	55.00	50.00	45.00
RF-346	26 POLY x .394 half 12-sided	87.00	80.00	72.00
<b>High Alumina Clay Shelves</b>		<b>1 to 9</b>	<b>10 to 24</b>	<b>25+</b>
RF-268	12 x 24 x 1	50.00	46.00	43.00
<b>Standard silicon carbide &amp; Special order*</b>		<b>1 to 9</b>	<b>10 to 24</b>	<b>25+</b>
RF-334	12 x 24 x 5/8	68.00	63.00	58.00
RF-335*	12 x 24 x 3/4	76.00	70.00	65.00
RF-337*	16 x 24 x 5/8	115.00	108.00	99.00
RF-338*	16 x 24 x 3/4	85.00	78.00	72.00
RF-339*	18 x 24 x 5/8	130.00	120.00	110.00
RF-340*	18 x 24 x 3/4	150.00	140.00	130.00
RF-341*	14 x 28 x 3/4	130.00	120.00	110.00
<b>NEW – Core-Lite Hollow Extruded Shelves - NEW</b>		<b>1 to 9</b>	<b>10 to 24</b>	<b>25+</b>
COR12x24x1	12 x 24 x 1 rectangle	41.00	37.00	33.50
COR15x16x58	15 x 16 x 5/8 full octagon for 8-sided kiln	45.00	40.00	36.00
COR21HALF58	21" 5/8" half round for decagon 10-sided kiln	41.00	37.00	33.50
COR21FULL58	21" 5/8" full round for decagon 10-sided kiln	66.00	60.00	54.00
COR26HALF58	26" 5/8" half round for 12 sided kiln	56.00	50.00	45.00
COR26FULL1	26" 1" full round for 12 sided kiln	120.00	108.00	97.00

Nitride-Bonded Silicon Carbide Shelves can be as thin as 0.394-inches thick, light-weight, and contain low thermal mass. Nitride-bonded shelves are much stronger than high alumina or other cordierite shelves. Nitride-bonded shelves are resistant to warping, and are rated for temperatures much higher than regular silicon carbide shelves. The larger shelves have expansion joints, which enhance their long life. The expansion joints relieve stress on the shelf during the expansion and contraction that takes place during firing and helps protect against cracking.

Core-Lite kiln shelves have many advantages over standard kiln shelves; they are less dense with a hollow I-beam extruded construction for a significant reduction in weight, energy consumption, and strain of lifting. All Core-Lite kiln shelves are ground perfectly flat top and bottom for even non-warped firing. Perfect for tiles or plates. Cracks are less likely to propagate through a core-lite shelf. Other sizes are available, call for a quote!

## Posts Corderite

SIZE	1/2"	1"	2"	3"	4"	5"	6"	7"	8"	9"	10"	11"	12"	13"	14"	15"
<b>1" Square</b>	\$.75	\$.85	\$.95	\$1.05	\$1.10	\$1.30	\$1.50	\$1.60	\$1.80	Not available						
<b>1 ½" Triangle</b>	\$1.05	\$1.10	\$1.15	\$1.30	\$1.50	\$1.60	\$1.80	\$2.00	\$2.10	\$2.30	\$2.65	\$3.00	\$3.15	\$3.50	\$3.80	\$4.25
<b>2" Square</b>	\$1.05	\$1.10	\$1.15	\$1.30	\$1.50	\$1.60	\$1.80	\$2.00	\$2.10	\$2.30	\$2.65	\$3.00	\$3.80	\$4.25	\$4.45	\$4.85
<b>2" Square</b>	16" - \$4.85		17" - \$5.20		18" - \$5.50		19" - \$6.40		20" - \$6.80							

# Refractories Bricks, Fiber Blanket, Castables & Cements

## Hard & Soft Insulating Firebrick

10% Discount for case of 25 Brick. 25% Discount on 4 or more cases (100+) brick. Call for Pallet pricing.

9" x 4.5" x 2.5"	K-23 (Soft Insulating 2300°)	\$4.50/brick	(case of 25 Brick \$101.25)
	K-26 (Soft Insulating 2600°)	\$6.00/brick	(case of 25 Brick \$135.00)
	Hard Clipper 3000°	\$5.75/brick	(case of 25 Brick \$129.38)
	Soap (9" x 2.25" x 2.5")	\$4.00/soap	
	Split (9" x 1.25" x 4.5")	\$4.00/split	
Arch Brick	#1 Arch K-23	\$5.00/brick	
	#2 Arch K-23	\$5.00/brick	

## Castable Refractory, Mortars & Kiln Wash

Dry Castable	Mizzou 3000° Heavy Duty	\$63.25/55#bag	\$110.00/110#
	Kast-O-Lite 30 LI Plus	\$60.50/55#bag	\$104.00/110#
Mortar, Hi-Temp (wet)	Sairset	\$53.75/50# pail	\$24.90/15# pail
	Tenax	\$68.75/55# pail	
Repair Cements	Lid Coat/Patch (Sairset)	\$14.00/quart	
	XL Plus (liquid)	\$5.00/pint	\$26.00/gallon
	DRY Smoothset	\$3.15/ 1 lb.	\$8.00/ 5 lb. \$13.50/ 10 lb.
		\$29.00/25 lbs.	\$52.00/50 lb sack
I.T.C. 100HT Ceramic Coating ( <i>others available</i> )		\$39.95/pint	\$199/gallon
Kiln Wash (dry)	\$2.50/1#	\$5.25/5#	\$8.50/10# \$15/25# \$27.50/50# \$52/100#

## Kaowool Fiber Blanket & Board other Kaowool thicknesses and density available, please call.

Fiber Blanket	1" thick X 2' wide 6# density	\$2.50/sq.ft.	\$110.00/50 sq.ft. (box)
Fiber Board	1" thick X 2' X 3' LD	\$96.00 ea.	
Inswool Pumpable	Caulking Tube	\$14.50/tube	

## Peep Hole Plugs

Skutt – “hard white cast ceramic” type - \$4.00

Cress / Aim – “Soft brick cone shape” - \$5.75

Roselli – “Small hard cone shape” - \$5.50



## Low-Fire Bisque Tile


Bisque white tiles have been fired once to cone 04, are hard, clean, and ready to decorate.

TILE SIZE & SHAPE	PRICE PER TILE QUANTITY DISCOUNTS			
	1 to 11	12 to 39	40 to 79	80 or more
1 3/4" SQUARE	\$0.37	\$0.33	\$0.30	\$0.25
4 1/4" SQUARE	\$0.80	\$0.55	\$0.44	\$0.35
6" SQUARE	\$1.40	\$1.15	\$1.00	\$0.86
6" CUSHION EDGE	\$2.07	\$1.84	\$1.66	\$1.38
8" SQUARE	\$3.00	\$2.68	\$2.42	\$2.00
8" CUSHION EDGE	\$3.59	\$3.19	\$2.88	\$2.40
3" X 6" RECTANGLE	\$0.69	\$0.61	\$0.55	\$0.46
7 1/2" SQUARE TRIVET	\$3.97	\$3.53	\$3.17	\$2.65
4 3/8" HEXAGON	\$0.72	\$0.64	\$0.58	\$0.48
3 1/2" ROUND	\$1.58	\$1.41	\$1.27	\$1.05
6" ROUND	\$3.97	\$3.53	\$3.17	\$2.65
7 1/2" X 10" OVAL	\$8.31	\$7.39	\$6.65	\$5.54
12 x 12 SQUARE	\$12.50	\$11.12	\$10.00	\$8.34
6 X 6 RED QUARRY	\$1.11	\$0.98	\$0.89	\$0.74

## Roselli Metal Point Stilts

Series	Number	Each	Dozen	Gross	Size
"A" Series	# 00	0.69	7.24	75.50	1/4"
"A" Series	# 0	0.72	7.52	78.50	1/2"
"A" Series	# 1/2	0.74	7.76	81.00	3/4"
"A" Series	# 1	0.82	8.53	89.00	1"
"A" Series	# 2	0.92	9.58	100.00	1 1/4"
"A" Series	# 4	1.10	11.50	120.00	1 1/2"
"A" Series	# 6	1.27	13.23	138.00	2 1/4"
"A" Series	# 8	1.45	15.14	158.00	2 3/4"
"A" Series	# 10	1.63	17.06	178.00	3 1/2"
"B" Series	# 2 x 9	1.39	14.47	151.00	1 1/4"
"B" Series	# 4 x 6	1.39	14.47	151.00	1 1/2"
"B" Series	# 6 x 12	1.76	18.40	192.00	2 1/4"
"B" Series	# 10 x 15	2.13	22.23	232.00	3 1/2"
"C" Series	# 12 x 6	3.25	33.93	354.00	4 1/4"
"C" Series	# 12 x 15	3.89	40.63	424.00	4 1/4"
"C" Series	# 14 x 9	4.15	43.32	452.00	5 1/4"
"C" Series	# 14 x 15	4.49	46.86	489.00	5 1/4"
"C" Series	# 16 x 18	6.35	66.22	691.00	7 1/4"
"D" Series	# 4B	1.79	18.69	195.00	4"
"D" Series	# 4B - 20	2.34	24.44	255.00	3 1/2"
"D" Series	# 5B	1.89	19.74	206.00	4"
"E" Series	# 2S	1.94	20.22	211.00	1 1/2"
"E" Series	# 6S	3.41	35.55	371.00	2 1/2"
"E" Series	# 10S	4.52	47.15	492.00	6"
"G" Series	# 1P	0.69	7.19	75.00	3/4"
"G" Series	# 2P	0.78	8.15	85.00	1 1/2"
G" Series	# 3P	1.08	11.31	118.00	2"
Double Point	DP #1	0.85	8.85	85.00	1-1/8"
Double Point	DP #3	0.95	9.90	95.00	1 15/16"
Double Point	DP #5	1.06	11.04	106.00	2 1/2"
Double Point	DP #8	1.47	15.31	147.00	3 1/16"

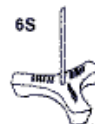
A SERIES



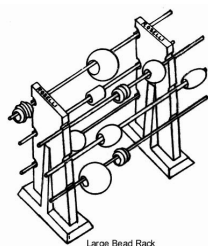
C Series



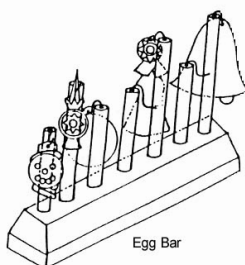
6S



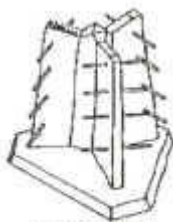
LBR10	Large Bead Rack	\$27.95
LRRW10	Set of 6 Replacement wires	\$18.95
OH	Ornament Holder (egg bar)	\$18.50
RBT	Bead Tree	\$12.95



Large Bead Rack



Egg Bar



BEAD TREE

# Cone 10 High-Fire Stoneware Glaze

## Clay Planet Cone 10 High-Fire Stoneware Dry Glaze – IN STOCK

Premixed glazes are sold dry, and priced by the bag. All Clay Planet glazes are lead-free and safe for food & beverage containers. Cone 10 glazes work in both oxidation or reduction firing. Mix approx. ¾ pint of water (11-12 oz.), per dry pound of glaze. Mix well, and screen for a medium thickness glaze. Let sit overnight, remix, then use for dipping, pouring, spraying, etc.

PRICES BY THE BAG		1# Bag	5# Bag	10# Bag	25# Bag	50# Bag	>100#
CPG 5	Smokey Blue	3.91	12.00	20.51	44.93	86.67	148.57
CPG 6	Clear Gloss	2.96	7.70	12.69	27.02	50.83	87.14
CPG 7	Navy Blue	3.64	10.77	18.27	39.81	76.42	131.00
CPG 8	Ohata Red	3.91	12.00	20.51	44.93	86.67	148.57
CPG 9	Sun Valley Rutile	3.38	9.60	16.15	34.93	66.67	114.29
CPG 10	Stony Matt	2.96	7.70	12.69	27.02	50.83	87.14
CPG 12	Tan Matt	3.38	9.60	16.15	34.93	66.67	114.29
CPG 13	Tenmoku	3.38	9.60	16.15	34.93	66.67	114.29
CPG 14	Waxy White	3.38	9.60	16.15	34.93	66.67	114.29
CPG 15	Base White	3.38	9.60	16.15	34.93	66.67	114.29
CPG 16	Woo Blue	3.49	10.10	17.05	37.02	70.83	121.43
CPG 17	Chun	3.91	12.00	20.51	44.93	86.67	148.57
CPG 18	Flambé' Red (reduction)	5.16	17.60	30.69	68.27	133.33	228.57
CPG 19	Butter	4.93	16.60	28.87	64.10	125.00	214.29
CPG 20	Shogun Shino (reduction)	4.16	13.10	22.51	49.52	95.83	164.29

### Descriptions:

- CPG 5 Smokey Blue – A light blue gloss glaze with darker blue shading and small tan spots.
- CPG 6 Clear Gloss – A strong low craze clear which works well by itself or with stains for added colors.
- CPG 7 Navy Blue – A glossy dark deep blue with occasional green/yellow speckles.
- CPG 8 Ohata Red – A true gloss iron red glaze, bright orange-rust in color to brick red.
- CPG 9 Sun Valley Rutile – Light peach & white to purple semi-matte to gloss. Works well over others.
- CPG10 Stony Matt – Cream colored satin-matte with light brown speckles. Works well as a base for stains.
- CPG 12 Tan Matt – Light tan color with brown speckling, matt surface.
- CPG13 Tenmoku – A semi-gloss dark iron brown with occasional metallic silver fleck in oxidation.
- CPG 14 Waxy White – A white “melted vanilla ice cream” translucent semi-gloss.
- CPG 15 Base White - A strong white base glaze. Great for functional work. Mixes well with coloring oxides and mason stains to create new colors.
- CPG 16 Woo Blue – A glossy light blue & brown to purple depending on thickness.
- CPG 17 Chun – A classic translucent white. Works well over or under oxide decoration.
- CPG 18 Flambé Red - A showstopper copper red. White breaking edges and blue/purple highlights.
- CPG 19 Butter – Like it's name, a white to warm yellow brown semi-gloss. Wonderful satin texture.
- CPG 20 Shogun Shino – Yellow-gold to bright orange depending on thickness with light carbon trap.

## Tom Coleman/Aardvark Cone 10 High-Fire Reduction Dry Glaze – IN STOCK

All Aardvark glazes are available, although not all are stocked. Call for help in purchasing any Low, Mid, or High fire Aardvark dry, or wet glaze by the pint or gallon. All Coleman glazes are Cone 10.

PRICES BY THE BAG		1# Bag	5# Bag	10# Bag	25# Bag	50# Bag	>100#
TC-104	Tea Dust Black	2.93	7.60	12.51	26.60	50.00	85.71
TC-106	Green to Black	5.09	17.30	30.15	67.02	130.83	224.29
TC-107	Copper Teal	4.20	13.30	22.87	50.35	97.50	167.14
TC-108	Vegas Red	4.87	16.30	28.33	62.85	122.50	210.00
TC-109	Lipstick Purple	4.87	16.30	28.33	62.85	122.50	210.00
TC-112	Tortoise Shell	3.67	10.90	18.51	40.35	77.50	132.86
TC-113	Orange Shino	3.91	12.00	20.51	44.93	86.67	148.57
TC-114	Fake Ash	7.16	26.60	47.05	105.77	208.33	357.14
TC-115	Non Iron Blue Celadon	3.80	11.50	19.60	42.85	82.50	141.43

# Cone 5/6 Mid-Fire Glaze

## Clay Planet Cone 5/6 Mid-Fire Dry Glaze – IN STOCK

Premixed glazes are sold dry, and priced by the bag. All Clay Planet glazes are lead-free and safe for food & beverage containers. Cone 5/6 colors are based upon an electric kiln firing. Mix approx. ¾ pint of water (11-12 oz.), per dry pound of glaze. Mix well, and screen for a medium thickness glaze. Let sit overnight, remix, then use for dipping, pouring, spraying, etc. (add Macaloid/Gum for brushing glaze)

Cone 5/6 Glaze Per Bag		1 #Bag	5#Bag	10#Bag	25#Bag	50#Bag	>100#
CPG 1	Bluestone	3.64	10.77	18.27	39.81	70.54	131.00
CPG 2	Blue-Green Matt	3.91	12.00	20.51	44.93	80.00	148.57
CPG 3	Eggshell	3.94	12.14	20.76	45.52	81.08	150.57
CPG 4	Mystic	5.59	19.56	34.25	76.43	138.15	256.57
CPG 5	Smokey Blue	3.22	8.90	14.87	32.02	56.15	104.29

- CPG 1 Bluestone – A glossy light blue-green to a marbled blue where thick. A best-seller!
- CPG 2 Blue-Green Matt – A matt surfaced strong green color with darker speckled highlights if thick.
- CPG 3 Eggshell – An eggshell white, works well as a base for other oxides and Mason Stains.
- CPG 4 Mystic – A crystalline light green glossy with dark green & tan crystals. Does not require long cooling cycles to produce crystals. Glaze runs, so be familiar with crystalline preparation and firing.
- CPG 5 Smokey Blue - A light blue gloss glaze with darker blue shading and small tan spots.

## Laguna Cone 5 Mid-Fire Moroccan Sand Dry Glaze – IN STOCK

All Laguna Glazes are available, however only the glazes listed below are stocked. Call for help in purchasing any Low, Mid, or High fire Laguna dry glaze, or wet glaze by the pint or gallon.

Cone 5 Glaze Per Bag		1# Bag	5# Bag	10# Bag	25# Bag	50# Bag	>100#
MSD 6	Black Gloss	7.56	28.40	50.33	113.27	206.15	382.86
MSD 18	Robins Egg	6.16	22.10	38.87	87.02	157.69	292.86
MSD 20	Royal Blue	3.96	12.20	20.87	45.77	81.54	151.43
MSD 29	Clear Gloss	4.80	16.00	27.78	61.60	110.77	205.71
MSD 32	Chun Red	4.00	12.40	21.24	46.60	83.08	154.29
MSD 33	Bamboo Ash Matt	3.29	9.20	15.42	33.27	58.46	108.57
MSD 35	Sage Matt	3.36	9.50	15.96	34.52	60.77	112.86
MSD 42	Speckled Moss	3.62	10.70	18.15	39.52	70.00	130.00
MSD 47	Castille Blue	3.78	11.40	19.42	42.43	75.38	140.00
MSD 48	Rafia	5.38	18.60	32.51	72.43	130.77	242.86
MSD 52	Cerulean	3.38	9.60	16.15	34.93	61.54	114.29
MSD 55	Antique Blue	4.09	12.80	21.96	48.27	86.15	160.00
MSD 57	Cappuccino	5.69	20.00	35.05	78.27	141.54	262.86
MSD 60	Walnut Spice	3.11	8.40	13.96	29.93	52.31	97.14
MSD 67	Clear Matt	3.00	7.90	13.05	27.85	48.46	90.00
MSD 96	Dynasty Red	13.62	55.70	99.96	227.02	416.15	772.86
MSD 97	Mandarin Orange	9.78	38.40	68.51	154.93	283.08	525.71
SG 98	Light Blue	3.27	9.10	15.24	32.85	57.69	107.14
SG 130	Satin White	2.73	6.70	10.87	22.85	39.23	72.86
WC 560	Crystal Palace	5.11	17.40	30.33	67.43	121.54	225.71

# Cone 05/06 Low-Fire RAKU Glaze

## Clay Planet Cone 05/06 Low-Fire RAKU Dry Glaze – IN STOCK

- Add approx. 12 fl. oz. water per dry lb. glaze to make consistency for brushing.
- Add more water for dipping consistency.
- If spraying, use NIOSH approved respirator and proper ventilation.
- Raku glazes are DECORATIVE ONLY, not safe for food and drink!
- Raku glaze colors are not always consistent because of the nature of raku firing itself.

- For best raku effects, glaze must be fired to maturity at cone 06 on bisque fired ware, then quickly reduced in a post fire reduction atmosphere and allowed to cool completely before opened. Crackle glazes can be held out of reduction barrel for 30-60 seconds to create a stronger crackle pattern before reducing.
- Naked Raku Slip and Glaze require special application and firing, and is recommended for those experienced in the technique.

### RAKU Dry Glaze Pricing

Glaze	1LB.	5LB.	10LB.	25LB.	50LB.	100LB.
Clear Crackle	\$3.40	\$7.00	\$12.50	\$28.00	\$49.00	\$95.00
White Crackle	\$4.50	\$9.50	\$17.25	\$33.00	\$72.00	\$132.00
Copper Luster	\$5.00	\$10.80	\$20.00	\$44.00	\$85.00	\$158.00
Rainbow Matt	\$6.00	\$14.50	\$26.25	\$60.00	\$110.00	\$200.00
Turquoise Blue	\$6.50	\$15.75	\$28.00	\$64.00	\$117.00	\$215.00
Naked Raku Slip	\$2.75	\$5.75	\$10.20	\$23.50	\$42.50	\$78.50
Naked Raku Glaze	\$5.75	\$12.50	\$22.00	\$50.00	\$91.50	\$169.00

## Other Glazes, Underglazes, Engobes

### Western Glazes – Underglazes - Engobes

We stock the full line of Western products, pre-mixed, for brush-on application:

Glaze, Low Fire Cone 05, Gloss, Lead-Free  
 Glaze, Low Fire Cone 05, Satin-Matt, Lead-Free  
 Glaze, Low Fire Cone 05, Specialty Art, Lead-Free  
 Glaze, Low Fire Cone 05, Specialty Aventurine, Lead-Free  
 Glaze, Low Fire Cone 05, Specialty Lava, Lead-Free  
 Glaze, Low Fire Cone 05, Crackle Gloss, Lead-Free  
 Glaze, Low Fire Cone 05, Leaded  
 Underglaze, Low-Mid Fire Cone 05 to 6, Semi-Opaque, Lead-Free  
 Engobe (Colored Slip), Low-Mid Fire Cone 05 to 6+, Lead-Free  
 Glaze, Mid-High Fire Cone 5/6, Lead-Free  
 Glaze, Mid-High Fire, Cone 5/6, Leaded

Sizes vary from 4oz Underglaze, to Pints and Gallons. Prices vary. Priced with school budgets in mind.

All Western products are also available for sale on [SHOP.CLAY-PLANET.COM](http://SHOP.CLAY-PLANET.COM).

### Duncan Low Fire Glazes

We stock the majority of Duncan glazes and underglazes. If we do not stock it, we can order it.

Underglaze, Concepts, Low-Mid Fire Cone 06-6, Opaque, 2oz \$3.35 each, Pint \$8.95 each  
 Underglaze, E-Z Stroke, Low-Mid Fire Cone 06-6, Translucent, 1oz \$3.35 each  
 Underglaze, Cover-Coat, Low-Mid Fire Cone 06-6, Opaque, 2oz \$3.35 each, Pint \$18.95 each  
 Glaze, French Dimensions, Low-Mid Fire Cone 06-6, Opaque, 1.25oz \$2.75 each  
 Glaze, X-treme Dimensions, Low-Mid Fire Cone 06-6, Opaque, 1.25oz \$2.75 each  
 Glaze, Clear, Low Fire Cone 06, 4oz, Pint and Gallons, prices vary.  
 Glaze, Envision, Low Fire Cone 06, Translucent and Opaque, 4oz and Pint, prices vary.  
 Glaze, Courtyard Art, Low Fire Cone 06, 4oz \$3.75 each, Pint \$11.00 each.  
 Glaze, Crackles, Low Fire Cone 06, 4oz and Pint, prices vary.  
 Glaze, Satin, Low Fire Cone 06, 4oz and Pint, prices vary.  
 Glaze, Crystals, Low Fire Cone 06, 4oz \$4.75 each, Pint \$15.35 each.  
 Glaze, Specialty/Snow, Low Fire Cone 06, 4oz and Pint, prices vary.  
 Overglazes/Lusters, 2gm and ½ oz, prices vary.  
 Specialty Products, Wax Resist, Wax & Peel, prices vary.

## Amaco Glazes

We stock the complete line of Velvet Underglazes in the 2 oz. size, and selected colors in pint size.

Amaco cone 5/6 Potter's Choice glazes by the pint, and selected HF Series colors.

Cone 05 Artist's Choice Low Fire Glazes by the pint.

Underglaze Chalks

Underglaze Pencils is 5 colors – Blue, Black, Brown, Green, Rose, Yellow.

If we do not stock it, we can order it!

## Mayco Glazes

Available by request. We supply them, but do not have the showroom space to stock them all.

## Spectrum Glazes

Available by request. We supply them, but do not have the showroom space to stock them all.

## Laguna Glazes









Available by request. We supply them, but do not have the showroom space to stock them all.

# Ceramics Hand Tools










## KEMPER Tools We Stock

### Pro Line Kemper Tools










#### 300 PRO Line Series Tools

	<b>PT-310-X</b> \$10.75 Wide Oval (2") Loop
	<b>PT-320-X</b> \$10.75 Round (1-3/4") Loop
	<b>PT-325-X</b> \$10.75 Oval (1-1/4") Loop
	<b>PT-340-X</b> \$10.75 Triangle (2") Loop
	<b>PT-345-X</b> \$10.75 Thin Triangle (1") Loop
	<b>PT-350-X</b> \$10.75 Narrow Cut (5/8") Loop
	<b>PT-360-X</b> \$10.75 Right Triangle (1-1/2") Loop
	<b>PT-370-X</b> \$10.75 Curved Triangle (1-3/4") Loop










#### 400 PRO Line Series Tools

	<b>PT-410-X</b> \$9.95 Round (1-1/8") Loop
	<b>PT-410S-X</b> \$9.95 Half Round (13/16") Loop
	<b>PT-420-X</b> \$9.95 Tall Oval (9/16") Loop
	<b>PT-430-X</b> \$9.95 Diamond (1-15/16") Loop
	<b>PT-440-X</b> \$9.95 Triangle (1") Loop
	<b>PT-445-X</b> \$9.95 Narrow Triangle (1/2") Loop
	<b>PT-455-X</b> \$9.95 Right Triangle (5/8") Loop
	<b>PT-460-X</b> \$9.95 Curved Triangle (1-1/4") Loop
	<b>PT-480L-X</b> \$9.95 Oval (1/4") Loop

#### "M" PRO Line Series Tools

	<b>PT-M10-X</b> \$7.50 Round (1/4") Loop
	<b>PT-M15-X</b> \$7.50 Small Round (1/8") Loop
	<b>PT-M20-X</b> \$7.50 Right Triangle (1/8") Loop
	<b>PT-M30-X</b> \$7.50 Narrow Oval (1/16") Loop
	<b>PT-M50-X</b> \$7.50 Triangle (3/16") Loop
	<b>PT-M5-X</b> \$7.50 Small Triangle (3/16") Loop
	<b>PT-M60-X</b> \$7.50 Curved Triangle (1/4") Loop
	<b>PT-M70-X</b> \$7.50 Square (3/16") Loop
	<b>PT-M80-X</b> \$7.50 Oval (1/4") Loop

#### "S" PRO Line Series Tools

	<b>PT-M90-X</b> \$7.50 Diamond (1/4") Loop
	<b>PT-M95-X</b> \$7.50 Diamond (3/16") Loop
	<b>PT-S10-X</b> \$8.50 Round (7/16") loop
	<b>PT-S20-X</b> \$8.50 Right Triangle (1/4") loop
	<b>PT-S30-X</b> \$8.50 Diamond (1/2") loop
	<b>PT-S50-X</b> \$8.50 Triangle (7/16") loop
	<b>PT-S60-X</b> \$8.50 Curved Triangle (5/8") loop
	<b>PT-S70-X</b> \$8.50 Square (1/4") loop
	<b>PT-S80-X</b> \$8.50 Tall Oval (1/4") loop

### Standard Kemper Tools

Code	Description	Price
210-X	Classique Sculpture Tool	10.29
212-X	Classique Sculpture Tool	10.29
402-X	10 Wood Modeling Tool	5.29
404-X	10 Wood Modeling Tool	5.29
406-X	10 Wood Modeling Tool	5.25
8A1-X	8 Double Wire End Tool	4.99
8B2-X	8 Double Wire End Tool	4.99
8C3-X	8 Double Wire End Tool	4.99
8D4-X	8 Double Wire End Tool	4.99
8E5-X	8 Double Wire End Tool	4.99
8G7-X	8 Double Wire End Tool	4.99
8H8-X	8 Double Wire End Tool	4.99
8R1-X	8 Ribbon Tool	3.79

8R2-X	8 Ribbon Tool	3.79
8R3-X	8 Ribbon Tool	3.79
8R4-X	8 Ribbon Tool	3.79
8R5-X	8 Ribbon Tool	3.79
8R6-X	8 Ribbon Tool	3.79
8R7-X	8 Ribbon Tool	3.79
8RSS	8 Ribbon Tool Set	17.99
A2-X	Clean Up Tool	3.39
A3N-X	Lace Tool Bulk	2.59
A3R-X	Lace Tool	2.59
AB-X	Lace Tool	2.59
AL10-X	10 Aluminum Caliper	7.79
AL12-X	12 Aluminum Caliper	9.29
AL8-X	8 Aluminum Caliper	6.89
ATPTK8	At Pottery Tool Kit - 8 Tool	10.19

ATPTK9	At Pottery Tool Kit - 9 Tool	12.29
B3-X	Clean Up Tool Bulk	2.59
BAS-X	Basic Tool	0.89
BB-X	Clean Up Tool	2.99
BSL-X	Ball Stylus Emboss Tool	2.49
BSS-X	Ball Stylus Small Tool	2.19
CA10-X	10 Hardwood Caliper	8.69
CBBH-X	Ceramic Bead Bar Heavy	8.29
CDCT-X	Centering Tool	21.49
CDL-X	Legs For Potter's Wheel	24.95
CDW	Clay Devil Potter's Wheel	439.90
CDWLCT	Wheel/Legs/Centering Tool	459.90
CLS	Clay Lift Set	6.99
COH-X	Cut Out Tool Heavy Duty	2.99
COR	Cut Out Tool	2.99

CUB-X	Clean Up Brush Dbl End	3.69
D1-X	6 Double Wire End Tool	2.99
D10-X	6 Double Wire End Tool	2.99
D2-X	6 Double Wire End Tool	2.99
D3-X	6 Double Wire End Tool	2.99
D4-X	6 Double Wire End Tool	2.99
D6-X	6 Double Wire End Tool	2.99
D7-X	6 Double Wire End Tool	2.99
D8-X	6 Double Wire End Tool	2.99
D9-X	6 Double Wire End Tool	2.99
DB-X	Greenware Dusting Brush	3.99
DBS-X	Double Ball Stylus Bulk	2.69
DBSL-X	Dbl Ball Stylus Large Bulk	2.69
DBSS-X	Small Dbl Ball Stylus Bulk	2.69
DCL	Large Detail Carving Tool	3.99
DG1-X	Texturing Brush Coarse	3.69
DR-6-X	Drill Tool Extra Fine	4.99
DR2-X	3/16 Drill Tool	2.09
DR4-X	1/4 Drill Tool	2.09
DSS	6 Double Wire End Tool Set	14.99
DTA-X	Dipping Tongs 12 Long	9.69
ELP	Element Pins 12 Pkg	3.29
ELS	Element Staples 12 Pkg	3.79
F96-X	Soft Fetting Knife	5.39
F97-X	Hard Fetting Knife	5.39
FCR-X	Flower Clay Roller	3.19
FPC1	Flower Petal Copper Set	6.49
FRH-X	Hard Finish Rubber Lg Black	2.59
FRSM-X	Hard Finish Rubber Sm Blk	2.49
FRSO-X	Soft Finish Rubber Blue	2.59
FRSS-X	Soft Finish Rubber Sm Blue	2.59
FT451-X	Fleshing Tool 451	4.39
FT452-X	Fleshing Tool 452	4.39
FT453-X	Fleshing Tool 453	4.59
FTB-X	Feather Texture Brush	2.79
FW11-X	Sculpturing Tool	3.49
FW12-X	Sculpturing Tool	3.49
FW21-X	Sculpturing Tool	3.49
FW22-X	Sculpturing Tool	3.49
FW31-X	Sculpturing Tool	3.49
FW32-X	Sculpturing Tool	3.49
GBC-X	Glaze Bisque Cutter - Bulk	3.99
GF2-X	Lg Coarse GW Clean File	3.89
GF3-X	Small Coarse GW File	2.99
GFF-01-X	Skinny Greenware File	1.29
HB1-X	1 1/8 Hake Brush	6.19
HC1-X	3/16 Hole Cutter	3.09
HC1A-X	1/4 Hole Cutter	3.19
HC2-X	5/16 Hole Cutter	3.39
HC3-X	1/2 Diameter Hole Cutter	3.59
HC4-X	7/8 Diameter Hole Cutter	7.99
HCP1-X	3/16 Hole Cutter Punch	5.99
HCP2-X	1/4 Hole Cutter Punch	6.69
HCS1-X	3/32 Square Hole Cutter	4.29
HCS2-X	1/8 Square Hole Cutter	4.99
HCS3-X	3/16 Square Hole Cutter	5.19
HCS4-X	1/4 Square Hole Cutter	5.99
HM1-X	Handle Maker For Pitcher	2.39
HM2-X	Handle Maker For Mugs	2.39
HTS	HiTemp Wire 24 Ga	3.39
HTW	High Temp Wire 17 Gauge	5.69
IKEDSC	Ikeg Round Circle Disk Set	9.59
IKEDSR	Extruder Ribbon Disc Set	9.59
IKEG	Industrial clay ExtruderGun	49.99
IKEGDS	Ikeg Replacement Disk Set	12.99
ISSA-X	A Industrial Steel Scraper	6.49
ISSB-X	B Industrial Steel Scraper	6.49
ISSC-X	C Industrial Steel Scraper	9.69
ISSD-X	D Industrial Steel Scraper	6.49
ISSE-X	E Industrial Steel Scraper	7.59
JA10-X	6 Wood Modeling Tool	1.39
JA104-X	8 Wood Modeling Tool	1.49
JA12-X	6 Wood Modeling Tool	1.39
JA13-X	6 Wood Modeling Tool	1.39
JA132-X	8 Wood Modeling Tool	1.49

JA137-X	8 Wood Modeling Tool	1.49
JA14-X	6 Wood Modeling Tool	1.39
JA15-X	6 Wood Modeling Tool	1.39
JA16-X	6 Wood Modeling Tool	1.39
JA17-X	6 Wood Modeling Tool	1.39
JA18-X	6 Wood Modeling Tool	1.39
JA19-X	6 Wood Modeling Tool	1.39
JA2-X	6 Wood Modeling Tool	1.39
JA20-X	6 Wood Modeling Tool	1.39
JA22-X	6 Wood Modeling Tool	1.39
JA24-X	6 Wood Modeling Tool	1.39
JA28-X	6 Wood Modeling Tool	1.39
JA3-X	6 Wood Modeling Tool	1.39
JA32-X	6 Wood Modeling Tool	1.39
JA37-X	6 Wood Modeling Tool	1.39
JA4-X	6 Wood Modeling Tool	1.39
JA5-X	6 Wood Modeling Tool	1.39
JA6-X	6 Wood Modeling Tool	1.39
JA7-X	6 Wood Modeling Tool	1.39
JA8-X	6 Wood Modeling Tool	1.39
JAS	6 Wood Modeling Tool Set	13.99
K20-X	Recess Smoother - Bulk	2.89
K21-X	Lace Tool	2.39
K23-X	Clean Up Tool Bulk	2.79
K24-X	Clean Up Tool Bulk	2.79
K25-X	Incising Tool	2.59
K27-X	Sgraffito Tool	2.59
K31-X	Zig Zag Saw	3.69
K32-X	Heavy Duty Zig Zag Saw	3.89
K33L-X	Spongeette Long Handle	3.19
K34-X	Trimmer Knife	2.39
K35	Wire Clay Cutter	2.49
K36	Nylon Toggle Clay Cutter	2.49
K37T	Cut Off Wire Twisted 34.5	3.59
K38	Wire Clay Cutter 36 Long	3.29
K45	Klay Gun	13.99
K45D	Replacement Disc Set K45	3.29
K45DS	Replacement Screens K45	2.89
KSP1-X	Special Ribbon Tool Ksp	3.99
KSP4-X	Special Ribbon Tool Ksp	3.99
LFC	Lady Finger Tool Coarse	3.39
LFF	Lady Finger Tool Fine	3.39
LFM	Lady Finger Tool Medium	3.39
LT1-X	Loop Tool 1/2 Triangle	3.49
LT2-X	Loop Tool 3/4	3.49
LT3-X	Loop Tool 1 Circle	3.49
LT4-X	Loop Tool 1/2 Teardrop	3.49
LT5-X	Loop Tool 1 3/4	3.49
LT6-X	Loop Tool 1 1/4	3.49
LT7-X	Loop Tool 1 1/8	3.49
LT8-X	Loop Tool 1 3/4 Triangle	3.49
MDT-X	Multi Drill Tool	2.79
MKN-X	Mold Knife	4.49
MR1-X	Mini Ribbon #1	2.59
MR2-X	Mini Ribbon #2	2.59
MR3-X	Mini Ribbon #3	2.59
MR4-X	Mini Ribbon #4	2.59
MR5-X	Mini Ribbon #5	2.59
MR6-X	Mini Ribbon #6	2.59
MRS	Mini Ribbon Set Mr1 - Mr6	13.99
P2-X	Plastic Palette Knife	0.99
P41-X	Palette Knife 3	4.79
P47-X	Offset Palette Knife	4.79
P5D-X	Palette Knife 2 1/2	4.39
PA-MINI-X	Mini Palette Knife 2 5/8	4.39
PAD35	Wooden Paddle 3-1/2	6.95
PAS-X	Patching Spatula	3.29
PCBF-X	Flower 3/4 Pattern Cutter	2.69
PCBH-X	Heart 3/4 Pattern Cutter	2.69
PCBL-X	Lilac 3/4 Pattern Cutter	2.69
PCBO-X	Oval 3/4 Pattern Cutter	2.69
PCBR-X	Round 3/4 Pattern Cutter	2.69
PCBSQ-X	Square 3/4 Pattern Cutter	3.09
PCBST-X	Star 3/4 Pattern Cutter	3.09
PCBT-X	Teardrop 3/4 Pattern Cutter	3.09

PCBTR-X	Triangle 3/4 Pattern Cutter	3.09
PCN-X	Potter's Cut Off Needle	0.89
PCS1	1/2 Pattern Cutter Set	8.49
PCS2	7/16 Pattern Cutter Set	8.49
PCS3	3/8 Pattern Cutter Set	8.49
PCS4	5/16 Pattern Cutter Set	8.49
PCS5	3/16 Pattern Cutter Set	8.49
PCSA	5/8 Pattern Cutter Set	10.49
PCSB	3/4 Pattern Cutter Set	10.49
PCSF	Flower Pattern Cutter Set	10.49
PCSFL	3 Lrg Flower Pattern Cutters	8.49
PCSFS	4 Small Flower Cutters	8.49
PCSH	Heart Pattern Cutter Set	10.49
PCSO	Oval Pattern Cutter Set - 5	10.49
PCSR	Round Pattern Cutter Set	10.49
PCSSQ	Square Pattern Cutter Set	11.49
PCSST	Star Pattern Cutter Set	10.49
PCST	Teardrop Pattern Cutter Set	10.49
PCSTL	3 Large Teardrop Cutters	8.49
PCSTR	Triangle Pattern Cutter Set	11.49
PCSTS	4 Small Teardrop Cutters	8.49
PHC-X	Perfect Hole Cleaner Large	4.99
PHCS-X	Perfect Hole Cleaner Small	4.49
PL1-X	Pot Lift 6 Wide	10.79
PL2-X	Pot Lift 5 Wide	9.69
PL3-X	Pot Lift 4 Wide	9.19
PNH-X	Potter's Needle Heavy Duty	1.49
PRO-X	Pro Tool Bulk	2.19
PT3	Double End Piercing Tool	2.29
PTK	Pottery Tool Kit	17.95
R1-X	6 Ribbon Tool	2.99
R2-X	6 Ribbon Tool	2.99
R3-X	6 Ribbon Tool	2.99
R4-X	6 Ribbon Tool	2.99
R5-X	6 Ribbon Tool	2.99
RB00-X	Double 0 Rib	7.29
RB1-X	Potter's Rib 4 1/8	4.19
RB2-X	Potter's Rib 4 1/4	3.79
RB3-X	Potter's Rib 4 1/4	3.49
RB4-X	Potter's Rib 3 1/2	3.99
RB5-X	Potter's Rib 5 3/4	4.99
RB6-X	Potter's Rib 4 1/8	4.19
RB7-X	Potter's Rib 4	3.79
RB8-X	Potter's Rib 5 3/4	4.99
RBT1	Texture Rib-1	7.95
RBT2	Texture Rib-2	7.95
RBT3	Texture Rib-3	7.95
RBT4	Texture Rib-4	7.95
RBT5	Texture Rib-5	7.95
RBT6	Texture Rib-6	7.95
RBT7	Texture Rib-7	7.95
RBT8	Texture Rib-8	7.95
RE2-X	Ribbon Tool 8 3/8	7.29
RE3-X	Ribbon Tool 9 3/4	7.29
RE4-X	Ribbon Tool 8 1/4	7.29
RK37-X	Raku Tongs 37 Jaws	39.69
RK45-X	Raku Tongs 45 Jaws	35.99
RS100-X	Rubber Scrubber 100 Grit	1.29
RS220-X	Rubber Scrubber 220 Grit	1.29
RSS	6 Ribbon Sculpting Set	14.79
RTC	Rubber Texture Comb	5.95
S1-X	Steel Scraper 1	1.99
S10-X	Steel Scraper 10	2.49
S11S-X	Steel Scraper S11s	3.29
S12-X	Steel Scraper 12	2.79
S3-X	Steel Scraper	1.99
S4-X	Steel Scraper	1.99
S6-X	Steel Scraper	1.79
SA10-X	Aluminum Scraper 10	2.49
SA4-X	Aluminum Scraper 4	1.89
SB	Tissue Slicing Blades	4.79
SBR	Sabre Saw Blister Pack	2.79
SBR-X	Sabre Saw Bulk	2.39
SBT	Spatter Brush	5.29
SBTL-X	Spatter Brush Tool - Large	9.79

SCL	Stem Cleaner Large	3 . 49
SCP-X	Plastic Handle Scalpel	1 . 69
SDS-X	Sculpting Detail Stylus	2 . 99
SKT	Scratch Tool	4 . 79
SKT-12	Scratch Tool Knives Dozen	8 . 99
SLD-X	Scratch & Lift Duster	3 . 39
SMS-X	Stilt Mark Stone	3 . 19
SPD-X	Salt & Pepper Drill Bulk	3 . 39
SPG-X	Sponge Holder	3 . 49
SSF-X	Sponge Sander P320-400	2 . 69
SSM-X	Sponge Sander P120-180	2 . 69
SSMF-X	Sponge Sander P120-1500	2 . 69
SSSF-X	Sponge Sander P500-600	2 . 69
SSUF-X	Sponge Sander P800-1000	2 . 69
STB	Slip Trailing Bottle	2 . 99
STH-X	Sculptors Thumb	6 . 49
SWB-X	Scratch Wire Brush	3 . 69
SWZ-X	Swizzle Stick	3 . 19
TRM-X	Commercial Trim Knife	4 . 69
TS1-X	Throwing Stick	10 . 69
TS2-X	Throwing Stick	10 . 69
TT1-X	Turning Tool Large Teardrop	9 . 29
TT2-X	Turning Tool Small Teardrop	9 . 29
TT3-X	Turning Tool Triangle	9 . 29
TT4-X	Turning Tool Right 1/2 Moon	9 . 29

TT5-X	Turning Tool Lefty 1/2 Moon	9 . 29
UK	Utility Knife	3 . 69
UKR	UK Replacement Blades	2 . 89
W1A-X	6 Wire And Wood Tool	4 . 79
W1C-X	6 Wire And Wood Tool	4 . 79
W1D-X	6 Wire And Wood Tool	4 . 79
W21-X	5 Wire And Wood Tool	4 . 19
W22-X	5 Wire And Wood Tool	4 . 19
W23-X	5 Wire And Wood Tool	4 . 19
W24-X	5 Wire And Wood Tool	4 . 09
W25-X	5 Wire And Wood Tool	4 . 09
W26-X	5 Wire And Wood Tool	4 . 09
W2A-X	6 Wire And Wood Tool	4 . 79
W3E-X	6 Wire And Wood Tool	4 . 79
W5-X	6 Wire And Wood Tool	4 . 79
WC1-X	Child's Wood Tool	2 . 99
WC15-X	Child's Wood Tool	3 . 39
WC27-X	Child's Wood Tool	2 . 99
WC3-X	Child's Wood Tool	2 . 99
WC5-X	Child's Wood Tool	2 . 99
WE8A-X	8 Wire And Wood Tool	6 . 79
WE8B-X	8 Wire And Wood Tool	6 . 79
WE8C-X	8 Wire And Wood Tool	6 . 79
WE8D-X	8 Wire And Wood Tool	6 . 79
WE8E-X	8 Wire And Wood Tool	6 . 89

WG2-X	Fine Texturing Brush	3 . 69
WLS-X	Wire Loop Sgraffito Bulk	2 . 99
WOT-X	Wipe Out Tool Bulk	5 . 59
WS-X	Wire Stylus Bulk	3 . 89
WSPG-X	Wool Sea Sponge 3	3 . 29
WT1-X	6 Wood Tool	3 . 09
WT11-X	6 Wood Tool	3 . 39
WT12-X	8 Wood Tool	3 . 69
WT15-X	6 Wood Tool	3 . 49
WT16-X	8 Wood Tool	3 . 99
WT18-X	8 Wood Tool	3 . 29
WT19-X	6 Wood Tool	3 . 09
WT2-X	8 Wood Tool	3 . 29
WT20-X	8 Wood Tool	3 . 29
WT21-X	6 Wood Tool	3 . 09
WT22-X	8 Wood Tool	3 . 29
WT26-X	8 Wood Tool	3 . 29
WT27-X	6 Wood Tool	3 . 09
WT28-X	8 Wood Tool	3 . 29
WT29-X	6 Wood Tool	3 . 09
WT3-X	6 Wood Tool	3 . 09
WT4-X	8 Wood Tool	3 . 29
WT5-X	6 Wood Tool	3 . 09
WT6-X	8 Wood Tool	3 . 29
WTCES-X	Economy Sculpting Tool	1 . 99

## Sponges



### SILK SPONGES - Soft and squeezable

Small - \$ 1.00 (#594 1.5"-2")  
Med. - \$ 2.00 (#594, 2"-2.5")



### NATURAL ELEPHANT EAR SPONGES Durable natural sponges. Flat and absorbent

Small - \$ 1.50 (#595, 2"-2.5")  
Med. - \$ 2.50 (#595, 3"-3.5")  
Large - \$ 4.50 (#595, 4"-5")



### SYNTHETIC YELLOW SPONGES

Small Round Throwing- \$ 0.75  
(#593 2.75")  
Rectangular Cleanup - \$ 1.65  
(#590c, 6"x4"x2")



### NATURAL SEA WOOL SPONGES Large pores, high absorbency, great for decorating

Med. - \$ 5.50 (#596, 4"-4.5")

















### SHERRILL MUD SPONGES Kidney Shaped Blue - \$ 4.95

Chamois - \$.50 (1" x 4")  
For cleaning up thrown lips on potters wheel

# More Ceramic Hand Tools






## CHINESE CLAYART TOOLS

	<p>Round Double end brass hole cutter – 6 sizes \$5.50</p>		<p>Glaze Mixing Whisk \$2.00</p>
	<p>Square Double end brass hole cutter – 6 sizes \$5.50</p>		<p>Porcelain 5" Mortar &amp; Pestle \$7.00</p>
	<p>Angle Cutter 45 &amp; 60 degree \$7.00</p>		<p>Dragon Scale Tool \$2.50</p>
	<p>Multi Slab Cutter \$25.00</p>		<p>Large Soft Clay Sculpting Set \$17.00</p>
	<p>Plastic Tile Cutters \$9.00</p>		<p>Soft Clay Sculpting Set \$15.00</p>
	<p>6 tool Wire tool set \$8.00</p>		<p>Buffalo Horn Sculpting Set \$16.00</p>
	<p>Paddle \$5.00 Round &amp; Pointed tool \$5.00 Double paddle \$5.00 Throwing Stick \$4.00</p>		<p>Buffalo Horn Sculpting Tool \$7.50</p>

	<p>Texture Mats 8" X 12"</p> <p>\$10.00 Each</p> <p>Brick</p> <p>Stone</p> <p>Fish Scale</p> <p>Wood</p> <p>Dragon Scale</p> <p>Basket Weave</p>		<p>Large Texture Mats 12" X 16"</p> <p>\$14.00 Each</p> <p>Stone</p> <p>Wood</p> <p>Dragon Scale</p> <p>Basket Weave</p>
	<p>Letter Stamps</p> <p>1-1/8" \$16.00</p> <p>11/16" \$10.00</p> <p>1/2" \$9.20</p> <p>3/8" \$5.90</p> <p>1/4" \$5.00</p> <p>1/8" \$4.00</p> <p>1/16" \$4.00</p>		<p>Medium Texture Mats 10" X 15"</p> <p>\$12.00 Each</p> <p>Flowers</p> <p>Cloth Wrinkles</p> <p>English Words</p> <p>Chinese Characters</p>
	<p>Stamold Stamp Set \$4.00</p>		<p>Ocean Life Stamp Set \$3.00</p>
	<p>Flower Stamp Set \$4.50</p>		<p>Zodiac Stamp Set \$5.00</p>
	<p>Spray Bottle \$2.00</p>		<p>Aprons</p> <p>Flat Front \$10</p> <p>Split Leg \$14.00</p>
	<p>Fish Belly Knife \$5.00</p>		<p>Easy Handle Maker Pull through clay 2 sided \$3.50</p>

## CLAYSHAPER TOOLS

**CLAY SHAPERS ARE BLACK AND ARE FOR SCULPTING**

SIZE	 Taper	 Flat	 Round Cup	 Cup	 Angle
NO. 0	6.79	6.79	6.79	6.79	6.79
NO. 2	8.49	8.49	8.49	8.49	8.49
NO. 6	11.99	11.99	11.99	11.99	11.99
NO.10	16.25	16.25	16.25	16.25	16.25
NO. 16	23.25	23.25	23.25	23.25	23.25

## FALCON TOOLS



Adjustable Clay Slicer  
\$6.00



Clay Mallet  
\$12.75



Spout Maker  
\$10.25



French Roller  
\$24.00



Rounded Oval Rib  
\$6.00  
90° Angle Rib  
\$6.00  
Stick Tool  
\$4.00



30" Rollin Pin  
\$33.00



18" Rolling Pin  
\$23.50



Blue Squeegee  
\$4.00



Mini Roller  
\$10.00




Rope Texture Paddle  
\$8.25



Wood Paddle  
\$7.50



Thickness Strips  
\$17.00



Pony Roller  
\$10.00













24" Rolling Pin  
\$28.00



Triangle Comb  
\$5.00

## SHERRILL MUD TOOLS

Mud Tool Ribs are \$6.00 each. Choose by COLOR and SHAPE NUMBER

	<b>RED VERY SOFT FLEX</b>	Shape Number	Rib Shape	Rib Dimensions
	Great for compressing slabs, burnishing rims, chamois, and handbuilding.	0		2.75" x 1.44"
	<b>YELLOW SOFT FLEX</b>	1		3.5" x 1.75"
	Perfect for smoothing, burnishing, throwing, and handbuilding.	2		2.88" x 2.5"
	<b>CHARTREUSE MEDIUM FLEX</b>	3		5" x 1.94"
	Great for compressing bottoms, burnishing, trim marks, throwing, and handbuilding.	4		4.19" x 2"
	<b>BLUE FIRM FLEX</b>	5		4.19" x 2"
	Still Flexible but Stiffer. Great for burnishing & throwing large work.			



Mud Cutter  
\$30.00



Carving Bow  
(Curly Wire)  
\$30.00

## BRUSHES

MANY MORE AVAILABLE, INCLUDING FULL DUNCAN BRUSH LINE!

	Long Handle Brush 2.00		Bamboo Multi Head Brush 3 head - \$1.50 6 head -\$2.50 9 head - \$\$3.50 14 head - \$5.00		Joto Brushes Available in 15 sizes!
---	---------------------------------	---	---	---	---

# Glazing Equipment

## SIEVES



**Plastic LLC Lab Sieve** Fits perfectly over a 5 gallon bucket. Mesh made of high quality brass or stainless steel. 6 inch screen permanently molded into unbreakable 12-inch diameter

plastic pan. **Select from 40, 60, 80, 100, 120, 150, or 200 mesh.**

price: **\$24.95**



### Talisman Glaze Sieve

Manually operated crank handle attached to a holder with 3 nylon brushes which force dry or liquid material through the screen. Heavy duty plastic body is tapered to

fit most containers. Snap-in replaceable screens with molded rubber sealed edges. Includes 1 screen in mesh of your choice ? 40, 60, 80, 100, 120, 150, or 200. Top diameter=16 inch, bottom 8-1/2 inch, Depth 6 inch (screen is 7 inch diameter)

price: **\$175.00**



### Talisman Glaze Sieve - Additional Screens -

Additional screens for the Talisman Glaze Sieve. Select from 40, 60, 80, 100, 120, 150, or 200 mesh. Also fit hand sieve

price: **\$24.00**

### Talisman Glaze Sieve - Replacement

**Brushes (each)** Replacement brushes for the Talisman Glaze Sieve.

price: **\$5.00**

### Talisman Glaze Sieve - Replacement Brush

**Holder** Replacement brush holder for the Talisman Glaze Sieve

price: **\$16.95**

### Talisman Hand Sieve Bowl - 10-1/2" diameter

plastic bowl uses same replaceable screens as

Talisman Glaze Sieve. **Please choose 60, 80, 100, or 120 Mesh Screen.** Replacement Screens are \$24.00

price: **\$57.50**

### Test Sieve - One piece construction made from

PVC. Ideal for sieving stains and test batches of glaze. Choose mesh size.

price: **\$24.00**

### Small Metal Sieve - Sieve 6"

Choose from 60, 80, or 100 mesh

price: **\$13.00**

### Large Metal Sieve - Sieve 10"

Choose from 60, 80, or 100 mesh

price: **\$20.00**

# Firing Supplies

## CONES

Orton Pyrometric cones are sold by the box.

KILNSITTER BARS (50/box) \$7.00

SELF SUPPORTING LARGE CONES (25/box) \$7.00

LARGE REGULAR CONES (50/box) \$9.75



## BURNERS

The **MR750** is an affordable and compact Venturi burner suitable for high fire kilns, furnaces, or Raku kilns It features flame retention within a one piece design. It is rated at 77,400 BTUs operating on propane @ 11" WC. Natural gas @ 7" WC produces 78,440 BTUs. MR-750 - \$49.00

The **MR100** is slightly larger than the MR750. It produces 94,000 BTUs on propane and 90,675 BTUs with natural gas. Be aware that these BTU figures are based on set orifice sizes provided by the manufacturer. MR-100 - \$68.00

Replacement Mixer Pin (Spud) - \$9.00

Replacement Blank Orifice - \$2.00



# More Equipment

## JIFFY MIXERS



**HD**



**PS**



**ES**



**HS**



**LM**

Model	Shaft Length		Container Size	Top Diameter		Bottom Diameter		Depth of Head		Shaft Dia.		Price
	in.	mm		in.	mm	in.	mm	in.	mm	in.	mm	
LM	10 1/4	260	pint	1 1/4	32	1 1/4	32	1 3/8	35	1/4	6	\$11.40
HS-1	10 1/4	260	1-2 gal.	2 5/8	67	2 5/8	67	2 3/8	60	1/4	6	\$12.20
HS-2	14 3/4	375	1-2 gal.	2 5/8	67	2 5/8	67	2 3/8	60	1/4	6	\$14.65
HS-3	30	762	1-2 gal.	2 5/8	67	2 5/8	67	2 3/8	60	1/4	6	\$17.65
ES	20 1/2	521	2-5 gal.	3 1/4	83	3 3/4	95	3 3/4	95	3/8	10	\$45.35
PS-1	20 1/2	521	5-10 gal.	4 5/8	117	5 1/8	130	5	127	1/2	13	\$49.95
PS-2	40	1016	10-50 gal.	4 5/8	117	5 1/8	130	5	127	1/2	13	\$61.45
HD	40	1016	75-100 gal.	8 1/2	216	9 3/4	248	10	254	3/4	19	\$199.95

## SLAB ROLLERS




### The Porta Roller

18" WIDE. Sets up instantly without tools, makes slabs 18" wide by any desired length and is a quality U.S.A. made product with a five year warranty.


A real slab roller designed especially to be easily moved by one person. Requires only 18" x 36" of any flat table top. Completely adjustable. no clamping, no shims, no boards!  
Thickness variable from 1/16" to 2-1/4 Includes 2 heavy duty canvas  
- **\$549.95**

### 24" WIDE STANDARD SLAB ROLLER PACKAGE



With 4' Work Table, Wagon Wheel & Canvas Set. Rust free and virtually maintenance free. No clumsy heavy shims or boards. No chains, cables or cast-iron gears. Thickness infinitely variable from 0 to 2-3/4 inches. Slabs can be rolled in either direction and clay can be added or subtracted at any time. The length of the slab limited only by space and canvas.  
- **\$899.95**

### 30" WIDE STANDARD SLAB ROLLER PACKAGE



With 4' Work Table, Wagon Wheel & Canvas Set. Rust free and virtually maintenance free. No clumsy heavy shims or boards. No chains, cables or cast-iron gears. Thickness infinitely variable from 0 to 2-3/4 inches. Slabs can be rolled in either direction and clay can be added or subtracted at any time. The length of the slab limited only by space and canvas.  
- **\$995.95**



### SHIMPO 30" SLAB ROLLER

New from Shimpo is their Heavy-duty Slab Roller. It can produce up to a 3" thick slab. Two-roller system evenly distributes pressure on slab to reduce warping. Dual hand wheels and thickness indicator provide synchronized adjustment and precise control of slab thickness. Wagon wheel handle provides easy feeding of slab through rollers in either direction.

#### INCLUDES:

Large 30" x 50" table.  
Comes with one canvas set.  
Constructed of heavy gauge steel  
Overall Dimensions: 39-1/4"x 50-1/8"x 49" (W x L x H)  
Table Size: 30" x 50-1/8"  
Table Height: 36"  
Shipping Wt: 162 lbs.  
(Shipped unassembled in 4 cartons)  
- **\$895.00**

### CANVAS SETS

18" 2 piece 18 x 24 canvas set - \$17.50  
24" 2-piece 24" x 36" canvas set - \$22.00  
30" 2-piece 30" x 36" canvas set - \$25.00

Bulk canvas 36" wide - \$9.00 per yard

# Potter's Wheels & Accessories

## Potter's Stools

Shimpo Fixed  
Legs, Padded top  
\$49.95



Shimpo Padded  
Top Adjustable  
Legs \$59.95



BRENT Potter's  
Stool, 18" tall, hard  
board seat - \$55.00



Creative Industries  
ST-5 Stool. Firm  
cushion, adjustable  
height - \$79.00



Creative Industries  
ST-4, Contoured  
lumbar support  
seat - \$98.00



Creative Industries  
ST-1 Professional  
padded, adjustable  
stool. - \$199.00



## Throwing Bats



### Duron/Masonite Brown Bats

12" - \$5.25  
13" - \$5.50  
15" - \$6.00



### Brown Plastic (snap-on)

12" - \$6.50  
14" - \$7.50  
7.5" - \$4.50 Sq.  
16" - Foam Trim Bat \$14.95



### Black Plasti-Bat AMACO Bats

8" - \$7.99 (requires adaptor)  
12" - \$11.50  
14" - \$13.75  
16" - \$24.25  
18" - \$27.50  
20" - \$34.95  
14" - Adaptor - \$23.75



### Wonder Bats

12" - \$9.50  
14" - \$10.95  
16" - \$12.95  
18" - \$15.95  
20" - \$18.95  
24" - \$24.95  
Set w/6 insert bats -  
\$22.95  
6sq. insert bats - \$14.50  
8" square - \$6.50



### Medex Brown Large Bats

18" - \$13.50  
21" - \$15.50



### Blue Plastic North Star Bats

13" - \$7.50  
15" - \$10.00



### Hydro-Bat Plaster Bats

12.5" - \$16.99  
14" - \$18.99  
16" - \$22.25  
18" - \$31.95



### Stainless Steel Bat Pins

Set of 2 - \$2.95

## Brent Wheels

All Brent model B, C, CXC, EX wheels come with the following features standard:

- **Reversible electronic speed control** -- assures maximum torque and smooth response
- **Legs are powder coated** for greater durability and improved scratch and corrosion resistance
- **All-steel construction** -- for strength, durability and rigidity
- **Automatic belt tensioning** - keeps the 8-groove (4-groove on B model) drive belt tight for maximum performance
- **Permanent magnet DC motor** -- provides dependable, variable speed control
- **Powerful, cast aluminum foot pedal** -- offers smooth control and speed range of 0-240 rpm
- **FREE Splash Pan & 12" Plast-i-Bat®**
- **Five year warranty**



### **Model B - \$1195**

Designed to fill the needs of school and studio potters, the Model B is competitively priced and is quiet and solid under a load of 50 pounds of clay. The B has a 12" cast aluminum wheel head, the table and drive system of the C, combined with a 1/2 hp, 5 amp motor for the power and weight necessary for school use.



### **Model C - \$1325**

The Model C is recommended for both schools and professional potters. It centers 75 pounds of clay with a 3/4 hp, 7 amp motor and has a reputation for mechanical efficiency, long life and quiet, vibration-free dependability. The 14-inch cast and machined aluminum head runs on permanently sealed double row ball bearings.



### **Model CXC - \$1495**

IDEAL FOR THE PROFESSIONAL POTTER, the CXC has been our heavy-duty wheel for the potter requiring strong, consistent performance whose work often includes large forms. It features a tough 1 hp, 10 amp motor and steel table, giving it the power and strength to easily center 100 lbs. of clay.



### **Model EX - \$1695**

The EX is the most powerful Brent wheel we've ever built. The heavy-duty 1 1/2 hp, 15 amp motor has the power to center over 100 lbs. of clay! Together with a steel table, the EX can handle virtually any throwing project.



### **Model No. 16 - \$2450**

The Amaco No. 16 is the ideal wheel for use in any rehabilitation program. It's frame was designed in coordination with leading rehabilitation and therapy experts, making throwing on a wheel possible for persons who otherwise would not have the opportunity. The No. 16 features a crank mechanism to adjust the height of the 12" cast aluminum throwing head from 21" to 35", and fits through any 36" door and rolls into position easily on its hard rubber casters. Four rubber feet raise the casters off the floor to hold wheel in place and level the wheel for throwing. Speed can be controlled by the hand lever/foot pedal which can be placed on the floor or clamped in position on the handy tray at the side of the table.



### **Model No.1 - \$1395**

The Amaco No. 1 Wheel is a two-speed table model that is well built to give years of low cost, trouble free service. And at only 60 lbs, its perfect for classroom instruction or taking to workshops and demonstrations. The No. 1 features a Powerful direct drive two speed 1/3 HP, 8 amp motor, enclosed transmission and a heavy non-corrosive aluminum worktable. The off/low/high switch changes the speeds from 65 to 95 rpm -- the best speeds for centering, throwing, and trimming. The sloped worktable allows drippings to flow into the removable water reservoir. Includes 2 free plasti-bats, and 2 year limited warranty.



### **Model No. 2C - \$1495**

The Amaco No. 2C Wheel features the sturdy yet lightweight construction of the No. 1 wheel with a more powerful 1/2 hp, 8 amp variable speed motor. It would make an excellent addition to any school, studio or professional workshop. Photo shows the No. 2C Wheel on the Amaco Wheel Stand No. 1B (optional). Also Features a variable-speed solid state foot pedal speed control.



### **Model ie - \$795**

The Brent model ie wheel is economical, well-built, and has many features of the larger Brent® wheels. It has a sturdy 3/16" angle iron frame and can center up to 20 lbs. of clay. The ie has removable legs making it very portable for taking to workshops and demos. Splash pan included! 1/4 hp, 6 amp permanent magnet DC motor.



### **Model ie-x - \$945**

The Brent model ie-x wheel is a step up from the Brent ie wheel and can center 25 lbs. of clay. It has all of the features of the model ie plus the following enhancements; A 14" cast aluminum wheel head, including bat pins, a 1/3 hp, 6-amp permanent magnet DC motor, splash pan,



### **Model ie-t - \$725**

This Brent tabletop wheel has all of the features of the model ie wheel with the exception of the foot pedal. The ie-t has a combination foot pedal/handle with a 9' cord for use on the floor as a foot pedal or can be operated by hand on a table. At only 67 lbs. and 18"W x 24 3/4"D x 13 1/2"H, the ie-t is very portable. SPLASH PAN INCLUDED.

## **Accessories for Brent Wheels**



### **Brent Splash pan - \$50**

Our high density polypropylene molded splash pan fits **all** Brent wheels, and is designed to catch excess water. It snaps under the top bearing housing, with no bolts, pins or screws to get lost. It is easily removed by pressing down on the side tabs and pulling apart.



### **Brent Curved Workstation - \$219**

Fits any Brent® B, C, CXC or EX wheel. Keep tools, water, or other supplies on top or in cup holders within arm's reach. The WorkStation is 1/3" thick and made from the same rigid, easy-to-clean material as our Plas-i-bats. It measures 35 1/4" wide by 18 5/16" deep and attaches to the front wheel legs. The height of the table is adjustable

## Accessories for Brent Wheels



### **Brent Seat - \$259**

This sturdy seat attaches directly to Brent B, C, CXC, and EX wheels. The seat height is adjustable from 19" to 25 1/2" for maximum comfort while throwing



### **Brent Wheel Booties - \$30**

These potters wheel risers are designed to assist tall potters who throw sitting down. The Brent Booties are packaged in sets of three and are designed to fit the Brent EX, CXC, C, and B potters wheels. Brent Booties are reversible, allowing you to raise your wheel 2 or 4 inches depending on your need.



### **Brent Wheel Leg Extension Kit - \$379**

Raise your wheel to standing height to reduce stress on your back. This leg extension kit fits Brent wheels B, C, CXC or EX and adjusts the height from 31 1/2" up to 42" high.



### **Brent Work Tables - \$219**

Mounts to your Brent® B, C, CXC or EX wheel. Keep supplies on the surface or in cup holders to keep them within arm's reach. Tables are made from the same rigid, easy-to-clean material as the AMACO® Plas-i-bat. Both tables attach to the front wheel legs with the same supports and knobs as the Curved WorkStation **except they can be independently adjusted**. One table is 16" x 10" and the other is 18" x 10" with a 4 1/4" cup holder.



### **Wheel Stand 1B - \$199**

The Wheel Stand No. 1B is designed for the No. 1 and No. 2C model Electric Potter's Wheels. The framework is 1 1/8" diameter steel tubing, shaped and welded for strength and rigidity. Four rounded metal cups are welded to the stand and securely hold the four rubber feet of the wheels. The strong, contoured seat is 15 3/4" wide by 15" long, and is 18 1/4" from the floor. Overall

length of the 1B stand is 37 1/2".



### **BRENT QuickCenter System - \$274**

The system features a special QuickCenter bat set with one universal adaptor and one recessed bat, with QuickCenter pins, each 14 1/2" (37 cm) diameter. It also includes a simple-to-use QuickCenter canister/plunger, measuring approximately 8" (20 cm) high. The QuickCenter System handles 3 to 4 lbs (7.6 to 10.2 kg) of clay at a time.

To use, simply push the QuickCenter canister down into wedged clay. Next, transfer the canister with the clay inside to the QuickCenter bat. Last, fit the canister into the well, and push down on the plunger to release.

## SKUTT (Thomas Stuart) Wheels



### **Classic - \$1050**

The Classic delivers 1/3 hp and professional performance at an affordable price. Designed for most studios and classrooms, this wheel centers more than 100 lbs. of clay with ease. The original built-in splash pan design has a large work area that is ideal for holding a water bucket, tools, and lots of trimmings. The removable wheel head makes it easy to clean. The wheel head is recessed in the body of the wheel to work as an integrated splash pan. The classic also features: A 14" twist and lift removable wheel head, drilled 10", A reversing switch for changing wheel head direction, and A 6-groove drive belt for smooth, quiet, powerful performance



### **Elite - \$1150**

This model offers more power with its 1/2hp motor. Clay throwing capacities exceed 150 lbs. with all the same features as the Classic above.



### **Professional - \$1325**

This model offers the largest 1 hp motor in the industry, capable of centering over 400 lbs. of clay, challenging you to push the limits of your imagination. Same other features as the Classic above.



### **The Steven Hill Signature Wheel - \$1420**

This 1/2 hp special edition wheel package includes all the standard features listed under our Classic wheel, PLUS the SSX drive system upgrade, adjustable leg extensions, and a shaft extension. This wheel centers more than 150 lbs. of clay with ease.



### **The Prodigy - \$765**

This model features the same heavy duty components found on all Skutt Potter's wheels, but it's built on a welded steel frame instead of the cast aluminum base our other wheels have. It features a 1/3 hp continual duty motor found on our other wheels. Our standard SCR Controller with individual adjustments for exacting control, a 12" twist and lift cast aluminum wheel head with 10" bat pins, and a round one piece splash pan.



### **Legend - \$1050**

This 1/3 hp model delivers power and professional performance at an affordable price. Designed for most studios and classrooms, this wheel centers more than 100 lbs. of clay with ease. The removable splash pan & 14" Wheelhead design can be removed easily by twisting and lifting the wheel head and removing the one-piece splash pan. This design is cleaner and easier to use than the standard two-piece splash pans on other wheels. Available with the standard full size splash pan or a round splash pan.



### **Revolution - \$1150**

This model offers more power than the legend, with a 1/2 hp motor. Clay throwing capacities exceed 150 lbs. With same basic features of the Legend above. Two-year warranty.



### **Premier - \$1325**

This 1 hp model offers more power with its large motor. Clay throwing capacities exceed 400 lbs., challenging you to push the limits of your imagination. One of the most powerful, durable wheels on the market today. With same basic features of the Legend above. Two-year warranty.



### **Skutt Kick-Wheel - \$630**

The bolt-together construction of the Skutt Kick-Wheel allows you to assemble the wheel in place. The frame is made of rigid, rust proof, steel pipe. Its 4-point stance offers unmatched stability. The attached seat is adjustable; adjustable footrests. The large tabletop and seat are made of selected plywood and sealed with heavy marine varnish for durability. Anti-skid surfaces on the footrests and 140 lb flywheel.

## Accessories for Skutt/Thomas Stuart Wheels

- SSX Drive Upgrade - \$240
- Kick wheel Bat Mold System - \$85
- Leg Extensions - \$160
- Shaft Extension - \$68
- Cup Head System - \$120 (12" ring mold)
- Cup Head System - \$165 (12" & 14" ring mold)
- Universal Potters Stand - \$235
- Kick Wheel Motor Attachment - \$335
- Kick Wheel Aluminum Splash Pan - \$55

## Laguna Pacifica Wheels



### **GT-400 - \$895**

**1/2 HP. Centers 50 lbs.** Equipped with a welded steel frame, 13" machined aluminum wheel head, durable molded table and easy to remove splash pan. The quiet, high torque "Magic pedal" is equally smooth at low speeds and is reversible. Splash pan included. Comes with two year warranty.



### **GT-800 - \$1015**

**1 HP. Centers 100 lbs.** Equipped with a welded steel frame, 13" machined aluminum wheel head, durable molded table and easy to remove splash pan. The quiet, high torque "Magic pedal" is equally smooth at low speeds and is reversible. Splash pan included. Comes with two year warranty.

## Accessories for Pacifica Wheels



**Leg Extension A** adds 1" -10" to height for potters preferring a more upright throwing position.  
Price - \$41.00



Replacement splash pan (fits the GT400 and GT800)  
Price - \$42.00



**Leg Extension B** elevates wheel head up to 41" for stand-up throwing (taller heights available).  
Price - \$92.00



### **The Work Station**

Combines the Pacifica's oversized tabletop with optional, right and left swing shelves and adjustable front-mounted supports for holding

a 12" x 36" ware cart shelf (not included).  
All totaled – over 7 square feet of work and storage space.  
Price - \$129.00



**The Seat** - comfortable, supportive and adjustable. Great on Pacifica and other wheels too!  
Price - \$134

## SHIMPO Wheels



### **VL-Whisper - \$1195**

1/2 HP, 400 W, AC 115V Direct Drive DC Brushless Motor with remote foot pedal. 0~250 rpm. 14" wheelhead. Adjustable height legs. 100 lb centering capacity. Responsive, high torque at all speeds, powerful and we can now say the quietest wheel in the potter's wheel market. It's a "quiet" that must be heard to be believed!  
SHIP WEIGHT: 135 lbs.




### **RK-Whisper - \$1095**

The **RK-Whisper** is powerful and quiet. The exterior of the **RK-Whisper** resembles the RK-10, but that's where the similarities end! This wheel features a brushless DC motor and direct drive (no belt) system. The motor is electronically controlled and operated by a fixed foot pedal and hand lever. It's reversible, and the steel body is durable under all conditions. A 12" wheelhead and two-piece splashpan are included as standard features.



### **VL-Lite - \$665**

Designed with the potter in mind, the **VL-Lite** is a belt-driven lightweight wheel. "Lite" enough to carry yet sturdy enough to throw on. Featuring a remote pedal, splashpan, curved workspace, 100-watt reversible motor, and automatic belt-tensioning



### **Aspire - \$435**

**Shimpo's Aspire** tabletop potter's wheel can handle your most creative challenges. Its lightweight, compact design makes it easily portable; yet has a 20-lb centering capacity! The Aspire includes a splashpan and two bats. Wheel only weighs 25 lbs, but it is no toy!

## Accessories for SHIMPO Wheels

SPLASH PAN – VL-Whisper \$39.00  
SPLASH PAN – RK- Whisper \$82.50 / with built in tray, Replacement Clip - \$2.95  
SPLASH PAN – VL-Lite \$39.00  
SPLASH PAN – RK-2 Single Piece - \$36.00 / Replacement Rubber Plug - \$2.75  
ASPIRE (only) BATS - \$6.95 each  
BALL MILL RACK – \$480.00  
SMALL WORK TABLE - \$50.00  
LARGE WORK TABLE - \$99.00  
WORK TABLE HARDWARE - \$15.00  
JIGGER ARM - \$895.00

# Banding Wheels and Turntables

## Clay Planet White Formica-top Turntables

Each banding turntable is made from strong countertop Formica-coated fiber board, with a heavy duty bearing to turn even the heaviest projects and sculptures. 8" is great for classrooms.

- 8" - \$18.00
- 12" - \$22.00
- 16" - \$28.00



## Laguna Banding Wheels

These banding wheels represent excellent workmanship featuring cast iron/aluminum wheels and a ring of steel ball bearings which provide smooth and easy operation. The concentric circles on the head allow for easy centering. All but the 2" wheels offer high shank for easy use for large hands. Even the steel plate wheel NL-275 with 5" shank is designed for large hand use.



Model	Diameter	Height	Weight	Price
Laguna NL-273	8.5"	2"	5 lbs	\$54.95
Laguna NL-274	8.5"	6.25"	7 lbs	\$68.95
Laguna NL-275 (Steel Plate)	8.5"	5"	8 lbs	\$44.95
Laguna NL-276	10.5"	6.25"	10 lbs	\$77.95
Laguna NL-277	12"	6.25"	10 lbs	\$89.95
Laguna NL-278	12"	2"	10 lbs	\$79.95

## Shimpo Banding Wheels

Solid Cast-Iron Construction / This heavy duty construction ensures many years of use and will hold a spin and stay in place as needed Top Grade Paint Coating / Rust-resistant. Sealed Ball Bearings / Extra smooth and even rotation – no wobbling or sticking. One-Piece Design / Will not come apart when lifted.

Model	Dimensions	Price
BW-18L	7-1/8"x 2-1/4"	\$43.50
BW-22L	8-3/4"x 2-1/4"	\$53.25
BW-25L	9-7/8"x 2-1/4"	\$74.50
BW-25H	9-7/8"x 7-1/2"	\$85.00
BW-30M	11-3/4"x 4-3/4"	\$99.75



# Studio Equipment

## WARE CARTS



### Skutt Universal Ware Cart - \$475

By adding the optional wheel sets, the universal stand becomes a sturdy and versatile ware cart. Oversized casters with non-marking wheels provide smooth mobility.

Extra ware boards - \$32



### Skutt Universal Potter's Stand - \$475

This universal potter's stand sits next to any wheel and holds clay, tools, pots, and ware boards. powder coated for durability and lasting finish. Shelves adjust to any height and lock into arms for extra support. All shelves and optional ware boards are made from a very strong, laminated aluminum.



### BRENT EX Ware Cart - \$549

Bolt together, powder coated frame, 1" heavy wall pipe construction. 78" High, 35" wide. Locking 4" swivel casters, 9 shelves included.



### BRENT Compact Ware Cart - \$479

Bolt together, powder coated, 12 gauge steel frame. 78" High, 35" x 24" wide. 48" high. Locking 4" swivel casters, 6 shelves included.



### BRENT Batmobile \$379

Holds up to 90 - 14" bats, with adjustable shelves for almost any size bat and a top shelf that can be used on a ware cart.

42" wide, 35" high, 14" deep.



### NORTHSTAR SHELF TRUCK \$549

14-gauge steel construction comes with four pair of shelf brackets. 39" wide by 24" deep by 67" tall. Will carry 24" x 36" shelves Capacity 750 lbs. (5 shelves-\$99)



### NORTHSTAR VERSA CAB PKG \$849

Shelf Truck, VersaCover, 6 shelf brackets, 3 wire shelves, vent shelf. Rolling casters.



### DEBCOR WARE TRUCK \$590

12-gauge steel, 8 shelf levels, 24"D x 32" W x 55" H. Comes with 16 shelves 12x28x1/2.

## WEDGING TABLES



### Debcor Wedging table

Comes with leg set, cutting wire and canvas cover - \$510

Wedging board alone (No Legs) - \$230  
50 lb. Plaster required (not included)



### BRENT Wedging Board

Sturdy wooden framework constructed of birch plywood with a polyurethane finish. Two recessed areas, 10" x 12" x 1-3/8" deep, filled with plaster. Canvas wedging cloth snaps firmly over one area. Steel cutting wire is held taut by a turnbuckle. - \$349

# Extruders & Accessories

## SCOTT CREEK EXTRUDERS

We stock replacement parts for all Scott Creek extruders. Check website for details.

### 4 INCH ROUND STEEL

The original and most popular extruder, proven to hold up under the most demanding use. Accessories are available to meet nearly any need. Includes a cast aluminum cap and two blank dies.



price: **323.00**

### 4 INCH ROUND ALUMINUM

Similar to our steel 4 inch Extruder. The aluminum barrel makes it possible to extrude white clays and porcelain without the worry of iron contamination. The aluminum barrel is removable for easy cleaning.



price: **323.00**

### 5 INCH SQUARE ALUMINUM

The largest model, ruggedly built for heavy duty use. The 5" square barrel on this unit is non-contaminating aluminum. It includes 3 blank dies, a cast aluminum cap and inner die hanger for hollow shapes.




price: **323.00**

The 22 piece die kit will make a multitude of solid and hollow extrusions. Wall thickness of hollow extrusions is adjustable by changing inner die. Included is a sturdy cast aluminum inner die hanger for 4" round extruders.



22-Piece die kit: 12 Outer dies, 9 inner dies and a cast aluminum inner die holder.



Shapes include round, square and triangle. Outer die sizes are 1", 1.5", 2" and 2.5". Inner die sizes are 1", 1.5", and 2". For 5" square extruder.

price: **121.00**

This 6 piece 1/8" thick aluminum set makes solid or hollow extrusions. 3/16" wall thickness. For 5" square extruder.



price: **87.00**

## NORTHSTAR EXTRUDERS

Many other Northstar accessories are available including die kits. Check website for details.

### Standard 4" Extruder




A simple, safe extruder. Welded steel construction. Handle anchored at fixed pivot point remains in down position while barrel is being loaded.

Complete with wall mounting hardware, clay cutter, handle and extension handle for leverage, and Basic Die Set. - \$350.00  
OR choose:  
Stainless Package - \$400.00

### Stainless Extruder Package



Same as basic extruder, but with a Stainless Barrel, along with the Basic Die Set **and** **Accessory Die set.** 4 Lg Coils, 2 Ribbons, 6 Hollow Dies & Z-Brace  
- \$450.00



6" Expansion Box Fits all 4" extruders. Kit includes expansion box, die retainer ring mounting bolts, hex wrench, three piece spacer board and lag bolts, and a sample 6" Bread Tray Die. - \$150.00

### Big Blue Extruder



The Big Blue features a 6" x 6" x 12" aluminum barrel that holds a full 25 pound pug of clay. Rack and pinion gear drive with detachable wagon wheel

handle. Wall mounted, the barrel lifts off with no tools. Plunger goes to within 1/2 of the bottom of the barrel so all but a tiny bit of clay is extruded. Includes Large Die Set, 5" (Lg.) round, square & hex hollow dies. - \$975.00

# Electric Kilns & Accessories

## SKUTT CERAMIC KILNS – (Skutt Glass Kilns Also Available – Call For Pricing)

MODEL #	INTERIOR SIZE	ELECTRICAL SPECS	MAX FIRING TEMP
<b>KM-1218-3</b> Single Phase \$2575	Chamber: 28-1/8" 18" deep 6.6 cu. Ft.	240V: 48 Amps, 11520 Watts 208V: 48 Amps, 9984 Watts	Cone 10, 2350 degrees. Shipping weight 330 lb.
<b>KM-1218-3</b> 3 Phase \$2625	Chamber: 28-1/8" 18" deep 6.6 cu. Ft.	240V: 29.3 Amps, 11520 Watts 208V: 29.5 Amps, 9980 Watts	Cone 10, 2350 degrees. Shipping weight 330 lb.
<b>KM-1627 Oval</b> 3 phase \$5895	27" deep 18.5 cu. ft.	240V.66 Amps, 23600 Watts 208V. 76 Amps, 23600 Watts	2350 degrees. Shipping weight 535 lb.
<b>KM-1231PK</b> Single Phase Production Kiln \$3795	Chamber: 28-1/8" opening, 31" deep, 11.57 cu. ft.	240V: 72 Amps, 17300 Watts 208V: 80 Amps, 16640 Watts.	Cone 10, 2350 degrees. Shipping weight 450 lb.
<b>KM-1231PK</b> 3 phase Production Kiln \$3745	Chamber: 28-1/8" opening, 31" deep, 11.57 cu. ft.	240V: 44.5 Amps, 17300 Watts 208V: 51.5 Amps, 17300 Watts.	Cone 10, 2350 degrees. Shipping weight 450 lb.
<b>KM-1227-3PK</b> Single Phase Production Kiln \$3660	Chamber: 28-1/8" opening, 27" deep, 9.92 cu. ft.	240V: 60 Amps, 14300 Watts 208V: 69 Amps, 14300 Watts.	Cone 10, 2350 degrees. Shipping weight 410 lb.
<b>KM-1227-3PK</b> 3 phase Production Kiln \$3610	Chamber: 28-1/8" opening, 27" deep, 9.92 cu. ft.	240V: 40 Amps, 14300 Watts 208V: 46.7 Amps, 14300 Watts.	Cone 10, 2350 degrees. Shipping weight 410 lb.
<b>KM-1227-3</b> Single Phase \$3060	Chamber: 28-1/2" opening, 27" deep, 9.9 cu. ft.	240V: 48 Amps, 11520 Watts 208V: 48 Amps, 9980 Watts.	Cone 8, 2300 degrees. Shipping weight 400 lb. Cone 5, 2185 degrees. Shipping weight 400 lb.
<b>KM-1227-3</b> 3 Phase \$3110	Chamber: 28-1/2" opening, 27" deep, 9.9 cu. ft.	240V: 29.3 Amps, 11520 Watts 208V: 31.7 Amps, 11000 Watts.	Cone 8, 2300 degrees. Shipping weight 400 lb.
<b>KM-1027</b> Single Phase \$2595	Chamber: 23-3/8" opening, 27" deep, 7.0 cu. ft.	240V: 48 Amps, 11520 Watts 208V 48 Amps 9980 watts	Cone 10, 2350 degrees. Shipping weight 290 lb. Cone 6, 2250 degrees. Shipping weight 290 lb.
<b>KM-1027</b> 3 Phase \$2645	Chamber: 23-3/8" opening, 27" deep, 7.0 cu. ft.	240V: 29.3 Amps, 11520 Watts 208V: 31.7 Amps, 11000 Watts	Cone 10, 2350 degrees. Shipping weight 290 lb.
<b>KM-1027-3</b> single Phase \$2530	Chamber: 22-3/8" opening, 27" deep, 6.4 cu. ft.	240V: 48 Amps, 11520 Watts 208V: 48 Amps, 9980 Watts.	Cone 10, 2350 degrees. Shipping weight 320 lb.
<b>KM-1027-3</b> 3 Phase \$2560	Chamber: 22-3/8" opening, 27" deep, 6.4 cu. ft.	240V: 29.3 Amps, 11520 Watts 208V: 31.7 Amps, 11000 Watts	Cone 10, 2350 degrees. Shipping weight 320 lb.
<b>KM-1018</b> Single Phase \$2080	Chamber: 23-3/8" opening, 18" deep, 4.6 cu. ft.	240V: 39.4 Amps, 9460 Watts 208V: 40 Amps, 8320 Watts.	Cone 10, 2350 degrees. Shipping weight 250 lb.
<b>KM-1018-3</b> Single Phase \$2175	Chamber: 22-3/8" opening, 18" deep, 4.2 cu. ft.	240V: 39.4 Amps, 9460 Watts 208V: 40 Amps, 8320 Watts.	Cone 10, 2350 degrees. Shipping weight 275 lb.
<b>KM-818</b> Single Phase \$1560	Chamber: 17-1/2" opening, 18" deep, 2.6 cu. ft.	240V: 27.8 Amps, 6660 Watts 208V: 26.7 Amps, 5550 Watts.	Cone 10, 2350 degrees. Shipping weight 145 lb.
<b>KM-818-3</b> Single Phase \$1610	Chamber: 16-1/2" opening, 18" deep, 2.3 cu. ft.	240V: 27.8 Amps, 6660 Watts 208V: 26.7 Amps, 5550 Watts.	Cone 10, 2350 degrees. Shipping weight 160 lb.
<b>KM-714</b> Single Phase \$275	Chamber: 14-3/8" opening, 13-1/2" deep, 1.4 cu. ft.	208-240V AC, 20 Amps, 3600 Watts	Cone 8, 2300 degrees. Shipping weight 95 lb.
<b>KM-614-3</b> Single Phase \$1205	Chamber: 11" opening, 13- 1/2" deep, 0.8 cu. ft.	115V AC, 20 Amps, 2300 Watts.	Cone 6, 2250 degrees. Shipping weight 88 lb.

## Accessories for SKUTT Kilns

Replacement Elements for ALL Skutt Kilns are \$45 each. Call us for sizing, availability & details.



**The EnviroVent 2** is a Downdraft Ventilation System designed to extract fumes from your electric kiln and vent them outdoors before they have a chance to enter the room. Because it is a DownDraft Ventilation System the EnviroVent 2 also improves the firing atmosphere in the kiln while it is protecting you from the odorous fumes that can be emitted from certain clay bodies and glazes when they are fired.

\$ 430

- Dual Intake kit to vent 2 Kilns - \$130
- 8' Extension kit - \$30
- Envirolink Kit, allows kiln to automatically turn your vent on and off as kiln fires. - \$80

## Shimpo DELUXE CONE-ART Kilns

**All Cone-Art DELUXE Kilns come with:**

- Bartlett Controller or Dawson Kiln Sitter
- Double Wall Construction - 2 1/2" Premium Brick plus 1" Block Insulation
- Heavy Duty Kanthal A1 Elements
- All Stainless Steel Sectional Wall Jacket & Fittings
- Floor Elements on Insulated Models

<b>BX MODEL - Price</b>	PHASE	VOLT	INSIDE DIMENSIONS	OUTSIDE DIMENSIONS	CUBIC FEET	AMPS	BREAKER REQUIRED	KILO WATTS	SHIP WEIGHT	MAX CONE
<b>BX119D - \$1125</b>	1	120	11 x 19	18 x 14	0.57	14.50	15A	1.70	130	10
<b>BX1822D - \$2375</b>	1	240	17.5 x 22.5	24.5 x 27.5	3.30	32.00	40A	6.70	240	10
	1	208	17.5 x 22.5	24.5 x 27.5	3.30	32.00	40A	6.70	240	10
<b>BX1813D - \$1975</b>	1	240	17.5 x 13.5	24.5 x 18.5	1.70	19.00	30A	4.00	200	10
	1	208	17.5 x 13.5	24.5 x 18.5	1.70	19.00	30A	4.40	200	10
<b>BX2327D - \$3475</b>	1	240	23.5 x 27	30.5 x 32	7.00	48.00	60A	11.50	335	10
	1	208	23.5 x 27	30.5 x 32	7.00	55.40	60A	11.50	335	10
<b>BX2336D - \$4485</b>	1	240	36 x 26 x 27	43.5 x 33 x 33	12.00	69.00	80A	16.50	475	10
	1	208	36 x 26 x 27	43.5 x 33 x 33	12.00	79.50	90A	16.50	475	10
<b>BX2818D - \$3475</b>	1	240	28 x 18	35 x 24	6.51	47.10	60A	11.50	290	10
	1	208	28 x 18	35 x 24	6.51	54.30	60A	11.50	290	10
<b>BX2827D - \$3995</b>	1	240	28 x 27	35 x 33	10.00	63.00	70A	15.50	400	10
	1	208	28 x 27	35 x 33	10.00	10.00	72.5A	15.50	400	10
<b>BX4227D - \$5350</b>	1	240	41 x 31 x 27	48 x 38 x 35	16.50	75.00	80A	18.00	555	10
	1	208	41 x 31 x 27	48 x 38 x 35	16.50	79.90	90A	16.50	555	10

Call for pricing on all Cone-Art replacement parts, elements, single-wall kiln, and kilnsitter models.

# Policies

Please see our website or call our store for a complete listing of upcoming workshops, kilns, potter's wheels, glazes, underglazes, pottery tools, extruders, slab rollers, pugmills, books, bisqueware, safety equipment, equipment repair, and firing services.

## Delivery Charges and Shipping Information

Clay Planet delivers products locally in our own vehicles up to 100 miles from its manufacturing location in the bay area. Delivery limited to truck access and unloaded at truck. Deliveries are Tailgate only.

Minimum delivery charge is \$40.00 per load and based upon distance from Clay Planet.

Clay Planet also ships items daily via UPS, US Postal, and via LTL Truck for kilns or large orders. Please contact Clay Planet for a delivery quote to any city in the U.S.

## Terms of Sale

### Ordering

Some kilns, wheels, and Special order items may take up to 3-4 weeks to ship depending on the availability of the items. Credit card hold or down payment is required in advance to place special orders.

Kilns & large equipment – since many kilns are built to order, the order can not be cancelled once we have submitted your order to the manufacturer. If the manufacturer imposes a cancellation fee or restocking fee, you will be charged for that cost.

### Sales Tax

Applicable sales tax will be added to orders shipped within California. If you are a reseller and have an appropriate California Resellers Permit, Please mail, or fax a fully complete and signed BOE-230 General Sales Tax Exemption before you order.

### Shipping Policy

All shipments will be sent UPS or the US Post Office whenever possible. UPS WILL NOT deliver to P.O. Boxes. We must have a physical street address. Shipping fees will be added to the cost of your order after processing as determined by package weight, and UPS/Post Office rate plus a nominal packaging fee.

International Shipments - We do not ship certain orders internationally. Please call us to arrange or arrange your own shipping outside the 50 states.

### Backorders

While we maintain a large in store inventory, some items may occasionally be out of stock and will require backordering. We will notify you if more than 50% of your order can not be shipped, so that you can make the choice of waiting for the full order or partial shipment. Even if sent in separate shipments, you will be billed only for the amount of shipping had the order been sent complete.

### Returns Policy

If we ship and you receive the wrong item in error, we will send a replacement by UPS Ground, and include a pre-paid label to return the incorrect item.

All returns must be pre-approved by Clay Planet. The return will be inspected by Clay Planet and if in satisfactory condition, we will issue a credit within 72 hours. A 20% restocking charge will be charged on all returns due to customer ordering errors or any issues not caused directly by Clay Planet.

Note: Special order items are NOT returnable, and there are no returns on specially ordered raw materials, clays or glazes.

### Refused or Returned Shipments

The customer is responsible for freight (both ways) on any shipment refused or returned for any reason. No future orders will be processed until the customer account has been cleared. Future orders must be prepaid in full.

There is a 20% restocking fee on all returned pottery wheels, kilns, slab rollers, extruders, pug mills, and other equipment. After 30 days, all equipment sales are final

Shipping & Handling charges are all non-refundable

In stock wet glazes may be exchanged/returned unopened with receipt within 14 days of purchase. After 14 days, all sales are final.

Clay returns by choice are subject to a 10% restocking fee. After 30 days all clay sales are final. Please inspect all clay/clay bags before leaving the premises. Dry clay is non-returnable.

### Cancellations

Any canceled orders will be charged to the customer at the cost incurred by Clay Planet at the time of cancellation.



**Clay Planet is located at:  
1775 Russell Avenue Santa Clara CA 95054**

**Local 408-295-3352  
Fax 408-295-8717  
Toll-Free 800-443-CLAY(2529)**

**Open 9 to 5 Monday through Friday 9AM to 5PM  
Saturdays 10AM to 3PM, Closed Sunday**

**E-mail [info@clay-planet.com](mailto:info@clay-planet.com)**

**ORDER ONLINE AT  
[www.clay-planet.com](http://www.clay-planet.com)**